

The European Union from the Czech Point of View

David Hanko

Bachelor Thesis
2014



Tomas Bata University in Zlín
Faculty of Humanities

Univerzita Tomáše Bati ve Zlíně

Fakulta humanitních studií

Ústav moderních jazyků a literatur

akademický rok: 2013/2014

ZADÁNÍ BAKALÁŘSKÉ PRÁCE

(PROJEKTU, UMĚLECKÉHO DÍLA, UMĚLECKÉHO VÝKONU)

Jméno a příjmení: David HANKO
Osobní číslo: H10368
Studijní program: B7310 Filologie
Studijní obor: Anglický jazyk pro manažerskou praxi
Forma studia: prezenční

Téma práce: Evropská unie z pohledu České republiky

Zásady pro vypracování:

Prostudujte dané téma (Evropská unie z pohledu ČR) a možné zdroje.
Shromážděte literaturu na základě studie, rozdělte jednotlivé body práce.
Vypracujte teoretickou část na základě získaných informací a literatury.
Vypracujte analytickou část na základě shromážděných dat.
Vyvodte závěry.

Rozsah bakalářské práce:

Rozsah příloh:

Forma zpracování bakalářské práce: **tištěná/elektronická**

Seznam odborné literatury:

Dinan, Desmond. 2010. Ever Closer Union: An Introduction to European Integration. 4th ed. Basingstoke: Palgrave Macmillan.

Dostál, Petr. 2010. Multi-speed European Union: Differentiated Integration and Spatial Development in Public Opinion. 1st ed. Prague: Czech Geographic Society.

Klvačová, Eva. 2008. České národní zájmy v procesu evropské integrace. 1. vyd. Praha: Professional Publishing.

Malý, Jiří. 2011. Globalizace, integrace a české národní zájmy. 1. vyd. Praha: Professional Publishing.

Marek, Dan, and Michael J. Baun. 2010. Česká republika a Evropská unie. 1. vyd. Brno: Barrister & Principal.

Peltrám, Antonín. 2009. Evropská integrace a Česká republika. 1. vyd. Praha: Grada.

Vedoucí bakalářské práce:

Ing. Šárka Fialová

Ústav podnikové ekonomiky

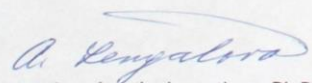
Datum zadání bakalářské práce:

29. listopadu 2013

Termín odevzdání bakalářské práce:

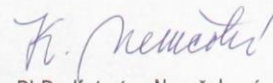
2. května 2014

Ve Zlíně dne 22. ledna 2014



doc. Ing. Anežka Lengalová, Ph.D.
děkanka





PhDr. Katarína Nemčoková, Ph.D.
ředitelka ústavu

PROHLÁŠENÍ AUTORA BAKALÁŘSKÉ PRÁCE


Beru na vědomí, že

- odevzdáním bakalářské práce souhlasím se zveřejněním své práce podle zákona č. 111/1998 Sb. o vysokých školách a o změně a doplnění dalších zákonů (zákon o vysokých školách), ve znění pozdějších právních předpisů, bez ohledu na výsledek obhajoby ¹⁾;
- beru na vědomí, že bakalářská práce bude uložena v elektronické podobě v univerzitním informačním systému dostupná k nahlédnutí;
- na moji bakalářskou práci se plně vztahuje zákon č. 121/2000 Sb. o právu autorském, o právech souvisejících s právem autorským a o změně některých zákonů (autorský zákon) ve znění pozdějších právních předpisů, zejm. § 35 odst. 3 ²⁾;
- podle § 60 ³⁾ odst. 1 autorského zákona má UTB ve Zlíně právo na uzavření licenční smlouvy o užití školního díla v rozsahu § 12 odst. 4 autorského zákona;
- podle § 60 ³⁾ odst. 2 a 3 mohu užít své dílo – bakalářskou práci - nebo poskytnout licenci k jejímu využití jen s předchozím písemným souhlasem Univerzity Tomáše Bati ve Zlíně, která je oprávněna v takovém případě ode mne požadovat přiměřený příspěvek na úhradu nákladů, které byly Univerzitou Tomáše Bati ve Zlíně na vytvoření díla vynaloženy (až do jejich skutečné výše);
- pokud bylo k vypracování bakalářské práce využito softwaru poskytnutého Univerzitou Tomáše Bati ve Zlíně nebo jinými subjekty pouze ke studijním a výzkumným účelům (tj. k nekomerčnímu využití), nelze výsledky bakalářské práce využít ke komerčním účelům.

Prohlašuji, že

- elektronická a tištěná verze bakalářské práce jsou totožné;
- na bakalářské práci jsem pracoval samostatně a použitou literaturu jsem citoval. V případě publikace výsledků budu uveden jako spoluautor.

Ve Zlíně 26.4.2014

.....


1) zákon č. 111/1998 Sb. o vysokých školách a o změně a doplnění dalších zákonů (zákon o vysokých školách), ve znění pozdějších právních předpisů, § 47b Zveřejňování závěrečných prací:

(1) Vysoká škola nevdělečně zveřejňuje disertační, diplomové, bakalářské a rigorózní práce, u kterých proběhla obhajoba, včetně posudků oponentů a výsledku obhajoby prostřednictvím databáze kvalifikačních prací, kterou spravuje. Způsob zveřejnění stanoví vnitřní předpis vysoké školy.

(2) *Disertační, diplomové, bakalářské a rigorózní práce odevzdané uchazečem k obhajobě musí být též nejméně pět pracovních dnů před konáním obhajoby zveřejněny k nahlížení veřejnosti v místě určeném vnitřním předpisem vysoké školy nebo není-li tak určeno, v místě pracoviště vysoké školy, kde se má konat obhajoba práce. Každý si může ze zveřejněné práce pořizovat na své náklady výpisy, opisy nebo rozmnoženiny.*

(3) *Platí, že odevzdáním práce autor souhlasí se zveřejněním své práce podle tohoto zákona, bez ohledu na výsledek obhajoby.*

2) zákon č. 121/2000 Sb. o právu autorském, o právech souvisejících s právem autorským a o změně některých zákonů (autorský zákon) ve znění pozdějších právních předpisů, § 35 odst. 3:

(3) *Do práva autorského také nezasahuje škola nebo školské či vzdělávací zařízení, užíje-li nikoli za účelem přímého nebo nepřímého hospodářského nebo obchodního prospěchu k výuce nebo k vlastní potřebě dílo vytvořené žákem nebo studentem ke splnění školních nebo studijních povinností vyplývajících z jeho právního vztahu ke škole nebo školskému či vzdělávacímu zařízení (školní dílo).*

3) zákon č. 121/2000 Sb. o právu autorském, o právech souvisejících s právem autorským a o změně některých zákonů (autorský zákon) ve znění pozdějších právních předpisů, § 60 Školní dílo:

(1) *Škola nebo školské či vzdělávací zařízení mají za obvyklých podmínek právo na uzavření licenční smlouvy o užití školního díla (§ 35 odst.*

3). *Odporá-li autor takového díla udělit svolení bez vážného důvodu, mohou se tyto osoby domáhat nahrazení chybějícího projevu jeho vůle u soudu. Ustanovení § 35 odst. 3 zůstává nedotčeno.*

(2) *Není-li sjednáno jinak, může autor školního díla své dílo užit či poskytnout jinému licenci, není-li to v rozporu s oprávněnými zájmy školy nebo školského či vzdělávacího zařízení.*

(3) *Škola nebo školské či vzdělávací zařízení jsou oprávněny požadovat, aby jim autor školního díla z výdělku jím dosaženého v souvislosti s užitím díla či poskytnutím licence podle odstavce 2 přiměřeně přispěl na úhradu nákladů, které na vytvoření díla vynaložily, a to podle okolností až do jejich skutečné výše; přitom se přihlédá k výši výdělku dosaženého školou nebo školským či vzdělávacím zařízením z užití školního díla podle odstavce 1.*

ABSTRAKT

Moje bakalářská práce je zaměřena na Evropskou unii a hlavně Českou republiku jakožto člena unie. Práce je rozdělena na teoretickou a praktickou část. V teoretické části je zahrnuta historie integrace Evropské Unie a vstup České republiky v roce 2004. V praktické části se zaměřuji na současný pohled Čechů na Evropskou unii a hlavně na pozici naší republiky v rámci unie pomocí dotazníku, dále vyhodnocuji data z makroekonomických ukazatelů a porovnání České republiky s ostatními členskými státy.

Klíčová slova: Evropská unie, Česká republika, integrace, hospodářství, dotazník, makroekonomická data, členské státy

ABSTRACT

My bachelor thesis focuses on the European Union and the Czech Republic as the member of the Union. Thesis has been divided on two parts where one is theoretical and the other one practical part. In the theoretical part I have included the history of the European integration and Czech Republic's entry to the EU in 2004. In my practical part, I focus on the public research, using questionnaire, concerning the EU and Czech Republic and furthermore I determine the data given by macroeconomic indicators to compare the position of the Czech Republic with other member states.

Keywords: European Union, Czech Republic, integration, economy, questionnaire, macroeconomic data, member states

ACKNOWLEDGEMENTS

I would like to thank my advisor Ing. Šárka Fialová for her guidance and willingness to help me during the process of writing my thesis and most importantly for her patience and time. Furthermore I would like to thank those who found a time to complete my questionnaire.

CONTENTS

INTRODUCTION	10
I THEORY	11
1 THE EUROPEAN UNION AND INTEGRATION.....	12
1.1 History of European integration	12
1.1.1 The beginnings of the integration during 50s	12
1.1.2 Economic growth and stagnation during 60s and 70s	12
1.1.3 Fighting the crisis and The Treaty on European Union.....	13
1.1.4 Treaty of Amsterdam and Nice, further enlargement	13
2 ECONOMIC AND MONETARY UNION.....	15
2.1 First stage (1990-1993).....	15
2.2 Second stage (1994-1998)	15
2.3 The last stage (1999-2002)	16
3 CZECH REPUBLIC IN EUROPEAN UNION	17
3.1 The Road to European Union (1945-1989)	17
3.1.1 Czech Republic as a sovereign country	17
3.2 Referendum and Identity.....	19
3.2.1 The Referendum itself	20
3.3 What Czech Republic gains by joining the EU	21
3.4 Consequences by joining the EU	22
4 INTRODUCTION TO MACROECONOMIC INDICATORS USED IN PRACTICAL PART	23
5 QUANTITATIVE METHOD OF RESEARCH.....	24
6 SUMMARY OF THE THEORETICAL PART	25
II ANALYSIS	26
7 INTRODUCTION AND PURPOSE OF THE ANALYTICAL PART	27
8 MACROECONOMIC COMPARISON OF THE CZECH REPUBLIC AND OTHER MEMBER STATES OF THE EU	28
8.1 GDP growth in the EU/CZ	28
8.2 Unemployment rate in the CZ/EU	31
8.3 Inflation rate in the CZ/EU	33
8.4 Wages/Salaries in the CZ/EU	35
9 QUESTIONNAIRE	37
9.1 Evaluation of the questionnaire	37
10 SUMMARY OF THE PRACTICAL PART AND ANSWERS TO THE	

RESEARCH QUESTIONS	50
CONCLUSION	52
BIBLIOGRAPHY	53
LIST OF FIGURES	56
LIST OF TABLES	57
APPENDICES	58
APPENDIX A I: THE QUESTIONNAIRE.....	59

INTRODUCTION

The Czech Republic has been a member of the European Union for 10 years now. In the beginning, there were huge expectations, enthusiasm and positive feedback towards the EU. Nowadays we can conclude and determine what has changed for the years that have passed and what consequences have it brought and moreover how does the Czech Republic stand now, compared to the other member states.

The goal of my thesis is to indicate the position of the Czech Republic in the EU, the standard of living compared to the other member states and how far have the Czech made it, during the period of its being in the EU, most importantly what have changed in eyes of people and how they are satisfied with the current EU and living/working in the Czech Republic compared to the other EU member states.

I have divided my bachelor thesis into the theoretical and practical part, whereas theoretical part includes the basic foundation of the European integration and unity ever since the end of WWII until the European Union as we know it today. Furthermore, the Czech Republic historical background of the entry to the EU will be included with key problems and public opinion before the entry itself. Afterwards events, such as consequences and impact of the EU membership are vital to my thesis, due to the fact that the expectations from the Czech citizens were huge and the EU membership should have helped us to make a large step forward to brighter future and will be determined later in the practical part, which is going to be focused on the nowadays Czech Republic and EU after 10 years, how far we have made it and what the citizens have to say about their current feelings towards the membership and its advantages or disadvantages.

In the practical part I will be using the questionnaire in order to determine my hypothesis and research questions with support of macroeconomic data which should help me to compare the current standing of the Czech Republic among the EU member states.

I. THEORY

1 THE EUROPEAN UNION AND INTEGRATION

This chapter will cover an integration process of the European Union from the very beginning to the nowadays European Union, including Economic and Monetary system of the EU.

1.1 History of European integration

The first attempt to unite Europe came after the WWII, when Europe was resurrecting from the conflict, countries like France knew that without cooperation with other countries in Europe there cannot be any future prosperity or peace. The key persona, from many other political subjects in this idea, was Robert Schuman. (Dinan 2010, 9)

1.1.1 The beginnings of the integration during 50s

In 1950 Schuman's declaration resulted in first union called European Coal and Steel Community (ECSC) in order to unite Europe and guarantee its peace and prosperous economy for countries involved, which firstly were just six founders (Belgium, The Netherland, France, Germany, Italy, Luxembourg) basically the foundation of EU. The six founders kept going forward and in 1957 another treaty was signed, creating European Economic Community (EEC) in order to share market and let people freely move across borders. (Europa.eu) Between ECSC and EEC there was one another treaty called The Economic and Atomic Energy Communities (EAEC). (Dinan 2010, 22-25) One of the most significant principles which are included in Treaty of Rome were equal rights and obligations for all member states. (Dostál, 2010, 24)

1.1.2 Economic growth and stagnation during 60s and 70s

As the Cold war between USA and USSR is escalating, in Europe a further cooperation is going on between current members. The economic growth was very dynamical among so called European community members (EC), which included the three organisations (ECSC, EEC, EAEC). The EC started a fight and enforced other and new laws about the environment for the very first time, including polluter pays. During the 70s a first signs of single currency occurred, it was a first move towards the euro currency as we know it today. (Europa.eu) This topic will be further more covered in next chapters.

In January 1973 the six founders accept three more to enter EC, Denmark, Ireland and the United Kingdom were new members. However tougher times for EC started, as there

could not have been any celebration of three new joined countries, because EC must have dealt with large problem. There was a serious economic downturn such as, soaring inflation, oil crisis and rapidly rising unemployment. What made situation even worse was an oil embargo due to crisis on Middle East, which supplied EC, its essential to say that oil from Middle East was essential for EC needs. (Dinan 2010, 55)

1.1.3 Fighting the crisis and The Treaty on European Union

Dealing with major issues that occurred during 70s, caused even deeper economic integration and trying to solve the situation. The crucial goal of having a single market was a long run, but it was essential. (Dinan 2010, 64)

The 80s weren't much different when came to unemployment which was still high, on the other hand, EC had new members, such as Greece in 1981 and then in 1986 Portugal and Spain joined too. First years of 80s were purely focused on process of integration and fight with challenges ahead. (Cihelková and Jakš 2004, 14)

The most important treaty, which established and formally announced the European Union and its pillars was signed in Maastricht 1992. Generally it was a huge step forward as it led to revive the investment, which hadn't been in good condition from previous years. The force of the treaty came in 1993. There were important social objectives such as promotion of employment, higher standard of living and working conditions, protecting human rights. Overall this was success for the new forming of the European Union. Moreover the treaty was a huge step in the integration, adopting the single currency and most importantly introduced the concept of European citizenship. Some of the member countries in the beginning had a problem with idea of having single currency. During 90s there was also a further enlargement, Finland, Austria and Sweden joined the EU. (Bache and George 2006, 166-188)

1.1.4 Treaty of Amsterdam and Nice, further enlargement

In 1999 another treaty came into effect called Treaty of Amsterdam, meanwhile a new question raise considering the eastern countries and their possible future in the EU, the Treaty of Nice in 2001 should have made this solution easier, establishing free trade between west and east of Europe. The Treaty of Nice became the longest European Council meeting in the history, as there were long negotiations about enlargement. The debate was mostly between bigger and smaller countries, discussing the weight of importance and

voting (Bache and George 2006, 190-200). Eastern Europe was much more oriented in agriculture than the western part, some politicians weren't happy about the idea to invite new countries from eastern part, afraid of higher criminality caused by free movement across borders and not as developed economy which can cause big problems inside the EU. However in 2004 the biggest enlargement happened and led Latvia, Lithuania, Malta, Cyprus, Czech Republic, Slovenia, Slovakia, Hungary, Poland and Estonia to join the European Union. Afterwards in 2007 another two countries, Bulgaria and Romania turned the number of members to 27. (Europeanhistory.about.com) In the 2013 the number of member states stops on 28 as Croatian citizens approved the entry in the referendum and joined the EU. (Europa.eu)

2 ECONOMIC AND MONETARY UNION

Economic and Monetary Union is very closely connected in the European Union. By Monetary Union we understand that the members among the European Union share one currency, in this case it is called “euro” currency. By the Economic Union we understand cooperation between members among the European Union where trade and economy is discussed on a higher level among the members of the EU. The integration of the Monetary Union has deep roots in history, started by European Monetary System, but that was just the beginning and it had to go further. Altogether with creating an Union for safety and prosperous economy, the major step was also to agree on sharing a one single currency. The conversation on higher level among the members included discussing some issues which might have occurred especially considering the sovereignty of each member, in order to accomplish the goal of having single currency countries had to give up their own national currency. The main breakthrough was part of the most important treaty signed in Maastricht on The European Union. The Monetary Union was essential and part of the first pillar from the known Three Pillar structure which was agreed upon in Maastricht. There were a lot of preparations needed to be done in three stages. (Sychra 2009, 11-72)

2.1 First stage (1990-1993)

It began the procedure in the economic sphere, establishing European single market followed by an important free movement of persons, capital and payments. In this case, the free movement of capital was the most important thing to do in order to secure the realization of the monetary union. This first step is an example how the economic and monetary union are connected in order to support each other. There must have been also a coordination on the state level between members and inside each country. (Sychra 2009, 73-74)

2.2 Second stage (1994-1998)

This stage turned out to be the most important from all other stages. It created institutional, economic and legal grounds for the monetary union. In the beginning of this stage, European Monetary Institute was established, as the predecessor of European Central Bank. The Institute started to coordinate the monetary policy and prepared the ground for European System of Central Banks. European Monetary Institution had multiple tasks but

its competences were not powerful, basically it could not have involved in the policies of each member state of the EU. They could have only fulfilled those tasks which were based on agreement and did not involve any practice which could have led to consequences on the member state. However the European Monetary Institute led discussions with central banks of each member state in order to harmonize and coordinate monetary policy in order to meet the requirements for establishing the Monetary Union in full strength. This close cooperation led to announcement of The European council in Madrid 1995 that the single currency will be called EURO. In Madrid was also agreed that in 1999 the last stage will begin and will cover the procedure where each member state provides its macro-economic dates to meet the so called convergence criteria to have EURO as currency. In 1998 was decided that since the 1999, eleven member states will enter the Economic and Monetary Union, today known as Euro zone, the member states who fulfilled the criteria first were: Belgium, Finland, France, Ireland, Italy, Luxembourg, Germany, The Netherland, Portugal, Austria and Spain. Outside the Euro zone left Greece and Sweden which did not have meet the criteria and another two countries United Kingdom and Denmark which did not accept euro as their currency, which was their right to do so. (Sychra 2009, 74-79)

2.3 The last stage (1999-2002)

As the European Monetary Institution did its job, it passed its rights to European System of Central banks as the Economic and Monetary Union procedure was finished. In the beginning of this stage, the exchange ratings were strictly fixed among member states currencies and the new established euro currency. In 2001 Greece joined the EMU (European Monetary Union) after fulfilling the convergence criteria too. As today the Euro zone includes 18 member states out of 28 EU members. (Sychra 2009)

3 CZECH REPUBLIC IN EUROPEAN UNION

Czech Republic joined the European Union in 2004. This chapter will cover events before Czech Republic became a member of EU and events right after the act itself in 2004. It does include the public opinion, expectations, advantages of our membership and risks as well, basically what Czech Republic expected as a consequence by joining EU 10 years ago. First part includes the brief history and road of Czech Republic/Czechoslovakia towards membership in EU (EC before Maastricht treaty).

3.1 The Road to European Union (1945-1989)

As mention in first chapter in general and overall information about European Union and its integration, it is known that it all started after WW2. In that time, there was Czechoslovakia, belonged to the eastern part under influence of USSR. That resulted in an isolation from western part and idea of sharing a market with EC members. Basically during the period between years 1948-1989 there wasn't much of cooperation or discussion about possible future between Czechoslovakia and members of EC. (Fajmon 2004, 13-14)

Everything escalated by fall of the "iron curtain" in 1989, caused by man revolutions against the USSR ideology. Countries from eastern bloc were no longer under influence of USSR, the path towards European Union was clear for every post-communists country. There was a hope for countries which used to be under Soviet influence, that Europe can be united under one flag especially the life standards ranking would increase very rapidly. In the year of 1990 there was a conference in Paris, which attended all countries from Europe, declared a united Europe of prosperity, with no war conflicts and respecting human rights. During 90s EC became EU as we know it today, European Union, which was explained above in first chapter. (Peltrám 2009, 16-25)

3.1.1 Czech Republic as a sovereign country

In the year of 1993, Czech Republic and Slovakia separated its ways and it led to creation of two new independent and sovereign countries, the first Czech government focused mainly on cooperation with other European countries and market, encouraged the idea of free trade area, movements and payments. (Peltrám 2009, 29)

In 1996 Czech Republic officially requested to become a member of the European Union. The European Commission feedback towards Czech Republic was quite positive, however it also showed gaps. Overall was Czech Republic advised to furthermore development in certain ways, adapting the law of EU was one of them. (europa.eu)

However, at this point, more important for Czech government was being a part of NATO more than being a part of EU. Czech Republic became part of NATO in 1999, therefore the first goal was successfully accomplished, now the time for European Union came. As European Union saw new countries being accepted to NATO, an idea as if countries from eastern bloc are ready to join the European Union too. (Peltrám 2009, 28-34)

In 1998 EU started conferences with new possible candidates and among them was also Czech Republic, which was one of the better prepared countries and considered as an adept to join European Union. The main part of the negotiations was so called “screening”, which basically means an analytical comparison of legislative in each country which candidate. The process of new countries integration was monitored by European Commission which objectively supervised the progress in the specific countries and let them know what they should do better and where they must fill a gap. (europa.eu)

Czech Republic considered these preparations to join EU as a top priority which included very strict supervising program which was based on what European Commission would like to see improve. Czech government was very active in diplomacy towards EU. (Peltrám 2009, 34-35)

At the EU summit in Laeken December 2001 was announced that EU no longer needs to wait and countries which candidate are fully prepared to become a full member by year of 2004, furthermore candidate countries can attend elections in 2002 to the European Parliament. The entry date for candidate countries was set on 1st of May 2004. The process on entering the EU was also based on the referendum which was public, means Czech citizens were given an opportunity to make statement towards the EU. Ratification was needed in order to fulfil the entry, Czech government had to adjust its procedure, because there wasn't any line about referendum in constitutional law, after it was accepted there was no stopping Czech Republic to start a referendum and let decided the citizens if they want to be part of new forming Europe. (Baun and Marek 2010, 33-44)

3.2 Referendum and Identity

Firstly and importantly, the Czech national identity is very troublesome topic due to its history makes it complicated, was one of the major factors on the referendum about the EU. Most of the time in our history, we were under influence of a different country or monarchy. It was based on a multiple researches that patriotism in Czech Republic isn't on high level, given the history, it might be logical. After a downfall of communist occupation Czech people tried to find its identity once again, and once the opportunity to join the EU came, it was righteous to ask, what it will bring. More citizens of Czech Republic were afraid about their identity if joined the EU, the suspicious behaviour was given by its history. These concerns could have been less harmless if there was a dialog between citizens and Czech government. Over 35% citizens who responded to the research, was concerned about national identity. (Baun and Marek 2010, 45-47)

The government responded in a logical way to encourage its citizens to be more positive about the EU. It turned out to be a campaign of persuasion. Czech government could not have afforded to let citizens uniformed. Government promised to keep the public informed and during the campaign to provide honest statement of advantages and disadvantages of becoming the EU member, resulted to run few public researches and worked with those data below:

- 42% of decided citizens to actively voting in the referendum in favour
- 17% who are against the EU
- Over 30% undecided
- Around 10% without an interest in EU at all. (Fajmon 2004, 97-100)

The basic statement of the government was an announcement that by joining the EU it would be beneficial for everybody, although in long run. Huge financial resources were provided to accomplish that Czech voter will vote in favour of the EU. From the data provided it was obvious that more likely younger people would vote in favour of the EU, on the other hand the retired and older people were undecided and needed more time to decide. (Fajmon 2004, 97-100)

3.2.1 The Referendum itself

Public opinion research showed that there is barely something that can stop Czech Republic to join the EU. It turned out that almost 80% of citizens will vote in favour of the EU, the only question last was, how many citizens come to vote. It was essential that the attendance must be higher or at least 50%. But afterwards certainly all politicians and government could have celebrated, because latest update showed that it does looking good. Although the percentage of attendance was even below of the previous expectations, it was a reason to celebrate. The attendance was around 55% which means that only half of our country did come to vote about its future. The answers why the number of voters was so low may differ, mostly those who did not like the idea of being a part of the EU did not come to voter at all. The biggest attendance was, not surprisingly, in Prague. (Fajmon 2004, 101-104)

The results were clear, 77% yes against 23% of those who were against the entry. The outcome of this result for government was pretty clear, although the attendance could have been bigger. The goal was fulfilled and the long run towards the EU was finished. The most interested in the referendum were young people, mostly students, basically as was said in previous public researches before the referendum itself and lack of interest from older citizens. (Fajmon 2004, 104-106)

3.3 What Czech Republic gains by joining the EU

The membership in the European Union brings a lot of possibilities and significant changes. One of the most important is the one on the international level. By entering the Union, Czech Republic now has an open market, which is important towards further development. Considering that Czech Republic is a small country, this cooperation across all members of EU is very beneficial. The position of smaller countries is very difficult, considering current competition. By joining the EU, Czech Republic became a member of one of the largest economic and political union in the world, ensures further cooperation, free movement of EU citizens across borders. (Had, Stach and Urban 2006, 36)

By becoming the member of the EU, the Czech Republic entered a structural level of EU, guaranteeing discussion between EU members on the highest level about current and future goals and current situations. Below you can read in what major EU institutions the Czech are involved. Prime Minister of Czech Republic is member of The European Council Citizen of Czech Republic is member of The European Commission, Czech Republic is represented in The European Parliament by 24 M.P, Czech Republic as a member of the EU can influence the run of the EU. It also helps to enlarge on making a good relationship with other EU members and finding objective and prosperous solution for all. It includes the safety of Europe and further cooperation with countries outside the European continent. (Had, Stach and Urban 2006, 38-40)

The biggest advantage is enforcing the free movement of workers and free flow of persons, product and services, citizens of the EU don't longer need any visa or even a passport in order to travel across EU borders, due to Schengen area. You do become a citizen of European Union which guarantees you human rights and enforces law against racism and xenophobic behaviour. The economic boost from the EU side should be essential in our further development, our membership should also provide a significant increase of foreign investment and opened road towards euro currency. In an emergency the EU is here to help country to recover their economy and help them back into economic growth. The cooperation between members should be very efficient when comes to an import and an export. A close cooperation with countries like USA or Russia is a need in order to boost the economy and think in bigger picture. From geographical point of view, Czech Republic has a big advantage, due to its position in Middle Europe, we might say we are on the crossroad. Logically, our membership should lead to economic growth, improving environmental conditions for industry and agricultural. It should encourage

business to grow, same as give a chance to smaller businesses to expand on higher level and make themselves more competitive. (Had, Stach and Urban 2006, 42-54)

However if we the Czech wants to be competitive, our export must be generous in certain way and have a great relationships not only with the EU member states, but also with other countries outside the EU. The point of the EU is not just to be constructive within the EU, but to pursue this goal world-wide and encourage other countries to cooperate for one bigger goal. (Klvačová 2008, 20-23)

3.4 Consequences by joining the EU

As we were speaking about gains in previous chapter, we have to include consequences which inevitably occurred by joining the European Union.

The big topic before the referendum was our national identity, and it does still remain as an important topic after the joining itself. In order to realize and accomplish the future goals of the EU, the members have to share their sovereignty with rest of the EU, basically the European Law is above every law of each member country. There are also regulations when comes to decisions about some areas of industry or agricultural, in such a situations the European Union has right to act. The free trade area, might be also considered as an disadvantage, the competitiveness is now much more bigger, that might be quite counter-productive for smaller business which were previously persuaded that it is an advantage. The Czech Republic also might have to cancel some of their trade treaties with other countries, especially countries of so called 3rd world, due to fact that the European Union basically dictates the terms. The Czech Republic must count on higher product prices and adaptation towards the EU standard, which will then escalate even more by accepting euro currency and entering the monetary system. (Had, Stach and Urban 2006, 61-66)

In 2000, the EU has approved Lisbon strategy, which should realize and increase the competitiveness across the EU member states. This strategy was compulsory for every member in order to accomplish the goal that by 2010 the EU is going to be the most dynamic and powerful economy in the world, providing free work places and opportunities. (Malý 2011, 97-98)

4 INTRODUCTION TO MACROECONOMIC INDICATORS USED IN PRACTICAL PART

The following four macroeconomic indicators will be covered in the analytical part. Firstly there will be some brief theoretical background to get closely known what in fact each indicator means.

Gross Domestic Product (GDP) is a value produced by goods and services in certain period of time in the particular country, the most usual period is calendar year. This indicator is used to determine the economic power of the specific country. For comparison between countries it is used GDP per capita, basically per head (citizen). It is the all production from sectors of activity. (kurzy.cz)

Inflation is basically percentage change in the consumer price index. In common sense, inflation means that the price level is changing in time. The Consumer price index is a tool to measure the changes (kurzy.cz)

Unemployment is the registered unemployment rate in area of one country, where unemployed are counted as those who are actively seeking for the job, however the number of unemployed people is in reality higher than official tables indicates (kurzy.cz)

Salaries/wages or to be more specific, average gross monthly wage is the one used in the practical part, which include basic wages and salaries, bonuses and additional compensations given for work in period of time, normally monthly. This is a gross wage that means it is before taxes, health insurance and social insurance and other deductions according to the law. (kurzy.cz)

5 QUANTITATIVE METHOD OF RESEARCH

In my practical part, I will be using quantitative method to determine the results from my questionnaire/survey. The following lines briefly cover the theory about quantitative method.

The quantitative research is generating data from numeral respondents and furthermore is used in other statistical and scientific topics. This method is great for gathering data of every kind in order to describe the given problem. The quantitative method is mainly used for its easy use and for large scale of responses on given topic. Through questionnaire we are collecting data from respondents in order to determine and conclude our goals.

(survio.cz)

Quantitative method has these following signs:

1. A large scale of respondents are required for open questions
2. Questionnaire/survey are the most used tools
3. It doesn't go deep into the problem
4. Time effective
5. Easy deduction from the result. (survio.cz)

Generally it works like this: You have a problem to solve, therefore you create hypothesis and formulate questions in order to gather as accurate data as possible and analyse them. Afterwards you can come to conclusion as you have determined your answers to the problem. (survio.cz)

6 SUMMARY OF THE THEORETICAL PART

In the theoretical part we have covered the European Integration since its beginning and first signs of some kind of cooperation and especially will to cooperate and secure the peace in the Europe. After the World War II few politicians brought to the world an idea for future in unity and prosperity, nowadays we know this union as the European Union. Czech Republic has joined the EU in 2004 and now celebrates the 10 years anniversary. Basically I have started with covering the topic about the European integration and its historical process in order to establish the European Union itself as we know it today. Later, I have moved to the Monetary and Economic Union, and enlightened the process of creating this Union which later escalated by one shared euro currency. As the Czech Republic is the important role player in this thesis, I have covered its preparations and other significant events which took place before the entry to the EU. Moreover I have described the post-entry consequences and basically the impact caused by the entry itself and focused on public opinion before the entry from the Czech population.

Now I will continue in the practical part where I'm going to determine the current Czech position among the EU member states and its economic power and competitiveness. Most importantly, my aim is on public research, where the topic will be the EU itself and its beneficial aspects for the Czech Republic in eyes of the Czech citizen.

II. ANALYSIS

7 INTRODUCTION AND PURPOSE OF THE ANALYTICAL PART

The theoretical part has covered the facts about The European Union and its integration through the history, then moved to the Czech Republic and its road to the EU and highly expected positive results and advantages gained by the membership, and also adapting to the consequences by joining the EU in 2004.

In the analytical part I will compare the macroeconomic data of the Czech Republic and other states members of the European Union, to determine how the Czech Republic stands among the other member states, with data as much up to date as possible. The purpose of this comparison is to conclude the current position of the Czech Republic in the EU and determine how severe for all member states was financial crisis, which rapidly influenced the development of economy and how it would look like if there wasn't any crisis. Furthermore as another material I will run a questionnaire concerning the public research, asking Czech citizens what they gained and how the living standards changed for them during our being in the EU. My aim of the questionnaire part is focusing mainly on response which covers the living standards, trying to figure out how good or bad is to live and work in Czech Republic compared to the other EU countries and furthermore how Czech citizens think of the EU overall and its impact on our country either in positive or negative way.

I have created a few questions which, with help of the macroeconomic data and the questionnaire, I will be able to answer. In the first section, concerning macroeconomic data, I would like to determine whether the financial crisis was critical factor in the process of our economic growth and living standards and more likely prove me right or wrong in my hypothesis that the Czech Republic is struggling with itself and doesn't really catch rest of the Europe in anything. The research questions will be included in the questionnaire section and in the end I will determine and conclude what have I found in the data and research and try to answer my research questions as accurately as possible.

8 MACROECONOMIC COMPARISON OF THE CZECH REPUBLIC AND OTHER MEMBER STATES OF THE EU

This whole chapter will cover and compare the macroeconomic data from previous years until now, concerning the Czech Republic and then put these data in contrast with macroeconomic data from the other European Union member states. As we know, the Czech Republic has entered the EU as one of the eastern, post-communist country, meant that before the joining, there was a giant gap in economy and living standards between Czech Republic and most of the other European countries. This data will provide the information from past 10 years of our membership to determine how the Czech Republic is doing nowadays and then compare the rest of the EU with most up to date data. For procedure of comparing the following macroeconomic indicators, inflation, GDP growth, unemployment, wages/salaries, will be used graphs to provide the needed data in order to come to the conclusion after summarizing the data from above mentioned indicators.

My goal is to determine the living standard in the Czech Republic compared to the others and impact of the membership in the EU to prove my hypothesis that we are still far behind most of the EU member states.

8.1 GDP growth in the EU/CZ

Firstly the following table is focusing on the Czech Republic GDP growth and its movement since 2002.

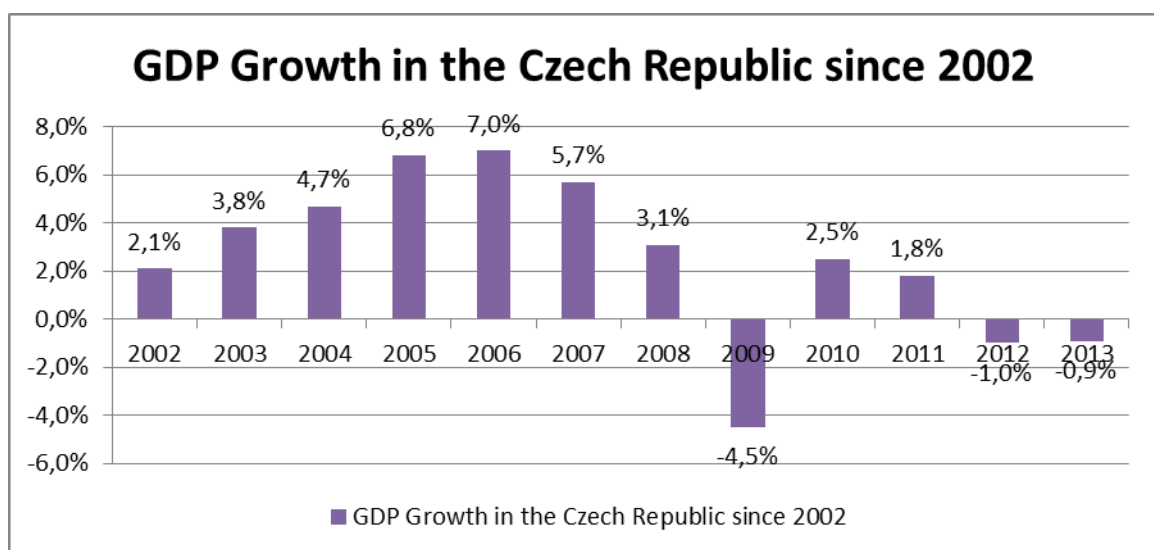


Figure 1. *GDP growth in the Czech Republic since 2002.* (Eurostat.eu)

The data showed above indicate the GDP (Gross Domestic Product), the previous years before 2004 were a preparation to join the EU and it indicates slow growing. If there were predictions that the economy should have naturally grown, the first years of our membership says so too. The first three years had more or less rapid grown for our economy and compared to other countries which joined with us in 2004 we had one of the most growing economies. The main negative factor for Czech economy was crisis which occurred in Euro zone early in 2009, as a result of world financial crisis in 2008. Although the politicians did not say that it will affect our economy much, the data above shows a rapid decrease of GDP in 2009 to -4,5%, some may argue that the decrease might have been even worse, but the fact that the Czech Republic doesn't belong the to the Euro zone (mentioned in theoretical part that the Euro zone is an area which shares euro currency) did not cause such as harm as other member states with euro currency. It is sure that the crisis in the EU had a big impact on every member states and its economic growth, caused a stagnation and as we will see in next macroeconomic indicators, it influenced most of them in negative way.

The next table will be overall looking on the member states GDP in 2013 and among them the Czech Republic comparison.

Member state	GDP in 2013	Member state	GDP in 2013
Latvia	4,10%	Belgium	0,20%
Romania	3,50%	France	0,20%
Lithuania	3,30%	Ireland	0,20%
Malta	2,40%	Luxembourg	-0,20%
United Kingdom	1,70%	Netherlands	-0,80%
Poland	1,60%	Czech Republic	-0,90%
Sweden	1,50%	Croatia	-1,00%
Hungary	1,10%	Slovenia	-1,10%
Bulgaria	0,90%	Portugal	-1,40%
Slovakia	0,90%	Finland	-1,40%
Austria	0,90%	Spain	-1,60%
Estonia	0,80%	Italy	-1,90%
Germany	0,40%	Greece	-3,90%
Denmark	0,40%	Cyprus	-5,40%

Table 1. *GDP growth in the member states of the EU.* (Eurostat.eu)

As was mentioned above that the GDP growth was affected by the Euro zone crisis, as the Czech Republic was losing the boost, so was other member states and still nowadays

recovering from the crisis, from the last data provided by Eurostat, the most known countries which suffered from the crisis was Greece and Spain, still struggling with the economic growth in negative numbers. The Czech Republic latest record is also in negative numbers however according to the latest prognosis from the Czech National Bank the GDP should be in positive numbers with slide economic growth in 2014. (cnb.cz)

Czech Republic doesn't stand alone in the negative GDP numbers but with another eleven countries from which the worse GDP has Cyprus and for long time Greece. Surprisingly countries like Luxembourg and the Netherlands from the western countries do belong in this group with negative GDP growth, on the other hand Baltic countries such as Latvia or Lithuania shows a rapid growth over 4% respectively 3%. Although countries like Germany or France have not any solid growth, their economics are on another level than the Czechs one and most of the other member states. According to the Eurostat, Germany GDP per person is around 126 (Eurostat) which is above average of the EU28 100. The Czech GDP per person is around 81 (Eurostat) which is below the EU28 average, but we have to count on the fact that countries like Germany, France, Scandinavian and mostly western member states have their GDP per person higher than 100 average EU rate. In numbers, eleven countries have worse GDP per person than the Czech Republic.

8.2 Unemployment rate in the CZ/EU

Another macroeconomic indicator that will be involved is unemployment, which is one of the crucial indicators as it determines the economic power of the specific country.

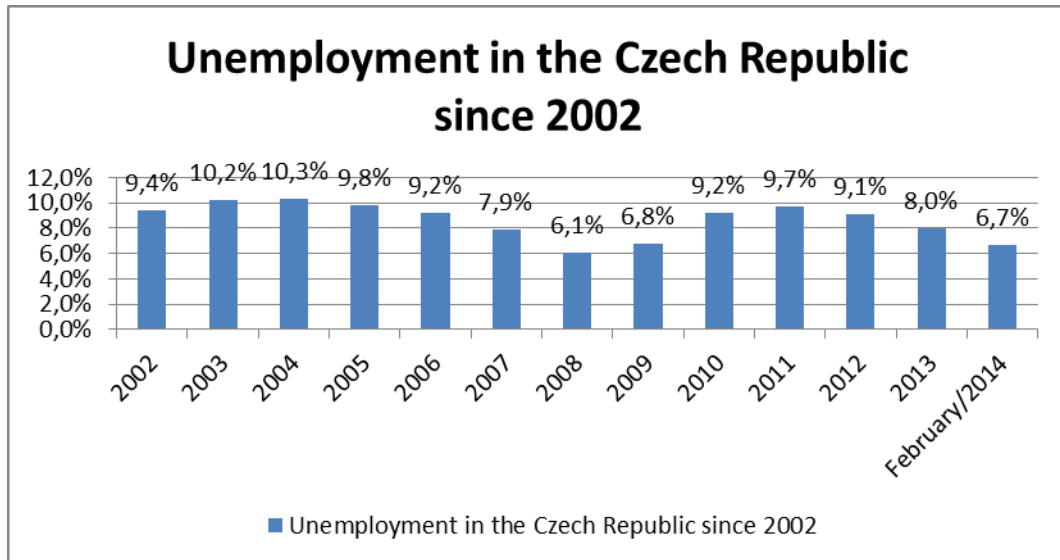


Figure 2. *Unemployment rate in the Czech Republic.* (Eurostat.eu and Penize.cz)

Above we can see the figure which shows rates since 2002, again most relevant information which I was focusing on, are numbers after the joining to the EU. As we can see the rate in 2004 is quite high, it graduated from the increasing trend in previous years before 2004. As there were hopes for new job opportunities which the EU entry should have brought, the following years show that the rate is decreasing, however quite slowly until it reached the comfortable 6.1% in 2008. But the following years are more than crucial, as was already mentioned that macroeconomic data will be influenced by the events of the financial crisis and the EU crisis, we can say that the rapid increase to 9,2 in 2010 was a result of catastrophic scenario across the member states in the EU caused by the crisis. Even higher rate is in 2011 which almost matched the rate back from 2004. The most problematic scenario turned out to be that young people could not have find a job (Eurostat) and still in the current time, this problem unfortunately persist, although according to the latest data from February 2014 the unemployment drop to 6,7%. With this current data we will compare the Czech unemployment rate with other member states of the EU to provide closer look on how Czech Republic stands in contrast of others, influenced by economic crisis and attempt to recover from it. The following table list all 28

member states of the EU and it is in order from the lowest to the highest rate of unemployment.

Member state	Unemployment rate in 2013	Member state	Unemployment rate in 2013
Austria	4,8%	Poland	9,7%
Germany	5,1%	Slovenia	9,8%
Luxembourg	6,1%	France	10,4%
Czech Republic	6,7%	Lithuania	11,5%
Malta	6,9%	Latvia	11,6%
Denmark	7,0%	Ireland	11,9%
United Kingdom	7,1%	Italy	13,0%
Romania	7,2%	Bulgaria	13,1%
Netherlands	7,3%	Slovakia	13,9%
Sweden	8,1%	Portugal	15,3%
Hungary	8,3%	Cyprus	16,5%
Finland	8,4%	Croatia	17,6%
Belgium	8,5%	Spain	25,6%
Estonia	8,7%	Greece	27,5%

Table 2. *Unemployment rate in the EU.* (Eurostat.eu)

In comparison with rest member states the Czech Republic is in the better part with one of the lowest unemployment in the EU. To be more specific, fourth lowest unemployment, on the other hand our neighbours Slovakia has almost 14%, Poland up to 10% and Germany with Austria lead the table with the lowest unemployment in the whole EU. As we can see Austria has only 4,8% followed by Germany 5,1%. Considering that Luxembourg is a very small country with population around half a million (Europe.eu) it is quite irrelevant to compare it to Czech case, even if Luxembourg has the third lowest unemployment. So from the table it is obvious that Czech is works with good number compared to other member states across Europe. Due to crisis the unemployment in Spain and Greece has risen into an astronomic numbers 25.6% respectively 27.5%. According to the Eurostat in Spain and Greece there are more than 50% of youth unemployed. (Eurostat) The problem of unemployment concerning young people less than 25 years is commonly known across most of the member states of the EU.

8.3 Inflation rate in the CZ/EU

The third macroeconomic indicator is inflation, in the following table we are going to see an annual record of price level growth based on consumer price index, firstly in the Czech Republic then compared to other member states in the EU

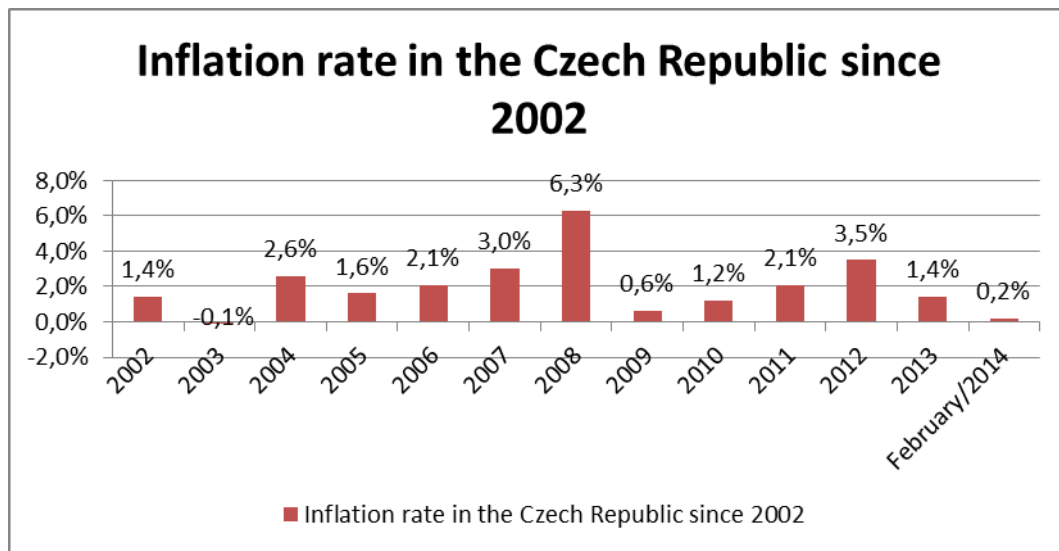


Figure 3. *Inflation rate in the Czech Republic.* (Eurostat.eu)

As you can see the highest pike of inflation is in 2008 when price level was above the standard numbers as in previous years like 2006, such a rate as 6,3% meant that products were much more expensive and consumer had to pay way more. The absolute contrast is a big drop of price level close to 0% in 2009 when again the crisis hit the EU, which may result in deflation as much as the rate is closing to the 0% or further to the negative numbers, rapidly slowing the economy. The basic target of inflation rate is around 2% , from the graph you can see slowly growing inflation since 2009, escalating in 2012 on 3,5%. As far as the inflation encourages citizens to spend money which leads to economic growth, we can speak as of healthy inflation, however absolute opposite happened, as mentioned before, during the crisis and as we can see even nowadays the problem is not solved as the rate in the beginning of 2014 shows inflation just slightly above 0%, eventually may lead to deflation, meaning that the customer may buy more products for less money, but there is quite bad impact to business and companies which sell their products for less money, leading to worse situation inside the firms and their incomes. Overall result is slowing of the economic growth.

The following table provides data from all member states of the EU

Member state	Inflation in 2013	Member state	Inflation in 2013
Greece	-0,9%	Czech Republic	1,4%
Latvia	0,0%	Spain	1,5%
Portugal	0,4%	Germany	1,6%
Sweden	0,4%	Luxembourg	1,7%
Bulgaria	0,4%	Hungary	1,7%
Cyprus	0,4%	Austria	2,1%
Ireland	0,5%	Finland	2,2%
Denmark	0,5%	Croatia	2,3%
Poland	0,8%	Netherlands	2,6%
France	1,0%	United Kingdom	2,6%
Malta	1,0%	Slovenia	2,8%
Belgium	1,2%	Estonia	3,2%
Lithuania	1,2%	Romania	3,2%
Italy	1,3%	Slovakia	3,7%

Table 3. *Inflation rate in the EU.* (Eurostat.eu)

From the table is obvious that the average rate of inflation in the EU won't be a pleasant number for most of the politicians inside the EU or The European Central Bank. Most of the countries are balancing with inflation slightly above 0% with one exception, Greece which economy is in huge problems, as we could see above in unemployment rate over 25%, the deflation in Greece case doesn't help to recover their economy in any good way. On the other hand, the highest inflation was recorded in Slovakia at point higher than 3%. The data of the Czech Republic adds in the middle of all other members however as was showed in figure 4 above, the most up to date predictions show inflation around 0,2%, which doesn't indicates any good either. Generally the EU as one struggles with inflation average rate and I would not take the comparison in this case of CZ and other EU member's inflation as much significant as the others macroeconomic indicators I involved in this work.

8.4 Wages/Salaries in the CZ/EU

One of the most important indicators, in order to compare the living standard of other EU member states, is growth of wages/salaries inside the member states of the EU. In this section I will add also a minimal wage comparison across the member states and growth of Czech average salary since 2002, after I will pick some of other EU member states to compare Czech salaries with the rest of the EU.

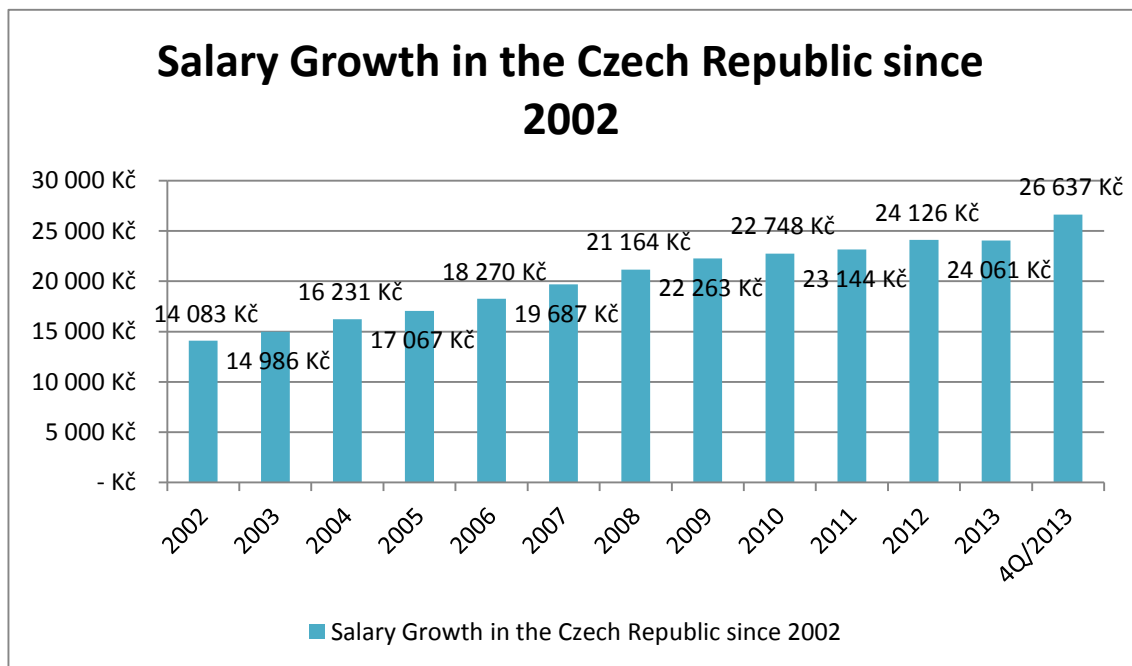


Figure 4. Salary (*Gross income*) growth in the Czech Republic. (Penize.cz)

The graph above indicate a permanent rise of salaries in the Czech Republic since 2002 and this trend was in previous years, before 2004, same. When we take the average salary, we have to know that some part of Czech country have bigger some smaller monthly salary, the best part of the Czech Republic is its capital Prague where the monthly salary is above 30 000 CZK (Eurostat.eu), on the other hand there are parts which have double smaller salary. But compared to the most of EU members, Czech is far behind with having double less than most of the member states. With almost certain probability we won't be able to catch countries like Germany in near future even if anywhere in future. The following lines will compare minimal salaries across the EU member states, however keep in mind that some member states don't have any minimal wage, this table below should provide

absolutely outstanding result on how the Czech stands in contrast to the other member states.

Member state	Minimal salary in CZK	Member state	Minimal salary in CZK
Bulgaria	4 781	Slovenia	21 702
Romania	5 241	United Kingdom	33 461
Lithuania	7 965	France	39 748
Czech Republic	8 500	Ireland	40 201
Latvia	8 800	Netherlands	40 854
Hungary	9 467	Belgium	41 300
Slovakia	9 680	Luxembourg	52 828
Estonia	9 763	Germany	/
Poland	10 651	Italy	/
Croatia	11 140	Sweden	/
Portugal	15 560	Finland	/
Greece	18 803	Denmark	/
Malta	19 744	Cyprus	/
Spain	20 703	Austria	/

Table 4. *Minimal salary in the EU.* (Holánová 2014)

The table above provides us the data concerning the minimal salary in the EU, be aware that some member states don't have set any minimal wage as showed above in the table, still I think it is an interesting lookout on how do the Czech Republic stands. Obviously the Czech can't even compete with most of the western member states, with just ridiculous 8 500 CZK, which is a gross income. Only Balkan members have worse minimal salary than the Czech. In an absolute contrast is the most of the other states, where some minimal salaries even match Czech average salary. The question is, how far EU can help in this case, moreover that this is problem of the specific country and its background of long run economic grown and increasing the living standards.

9 QUESTIONNAIRE

The second part of my practical part is going to be focused on the questionnaire, which basically covers the public opinion on the EU from the Czech citizen perspective. As was already stated in the introduction to the practical part, I would like to determine from the questionnaire few points. The first one is, generally what people think about the EU and its aid for Czech Republic, other thing is how are people satisfied to work and live in Czech Republic compared to other member states of the EU and given the opportunity if they would leave to work abroad. The macroeconomic data has given us some overview about Czech standings in the EU and furthermore it is mainly on people to tell how much they are happy with Czech being in the EU. From the questionnaire I want to determine few answers to my questions and hypothesis.

- Do or not Czech citizens overall prefer to live and work abroad in other member state of the EU?
- Are they satisfied with the standard of living or any improvement in the Czech Republic during our membership and generally with the EU?
- Did really EU membership fulfil the expectations?

9.1 Evaluation of the questionnaire

In the next lines, I'm going to use result from the questionnaire and present them in graphs and furthermore comment the result of each question in order to find out answers for my questions to fulfil my goal. Total of 255 respondents took part in this questionnaire.

Firstly about the respondents who were mainly people between 18-30 years, in percentage it was 83% the following group between 31-40 and 41-50 years had together over 15%, this means that most of the respondents were basically young working people or still studying. 48% mentioned that their highest achieved education is bachelor degree and the second spot took secondary school with leaving exam approximately around 46%. As for the gender, you can see in the following table that most of the respondents were women. The segmentation of questions is wild, I will ask few general questions, concerning the EU and then most importantly the living standard changes while being in the EU and satisfaction with Czech Republic compared to other member states.

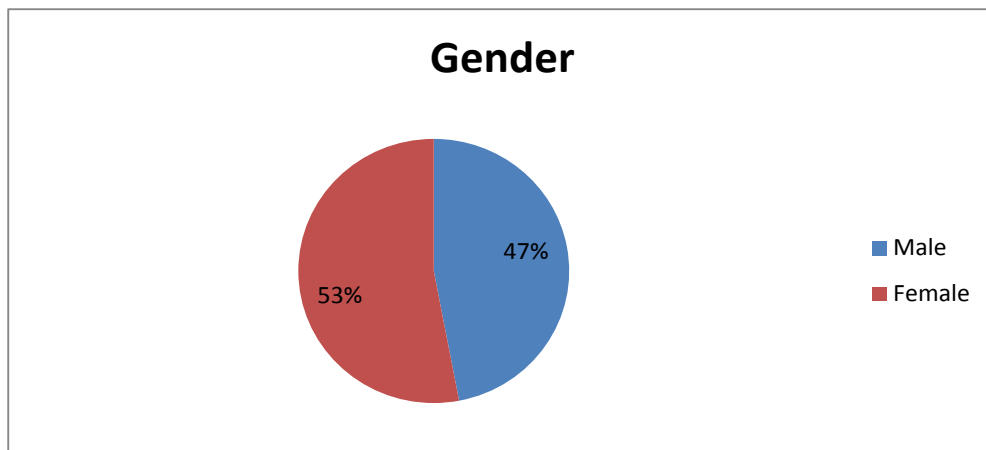


Figure 5. *Gender*. (self-created)

Czech involvement in the EU

As for my first question concerning the EU, I have asked how people think of the EU and Czech involvement, the quite important thing is to know whether they have any idea or to be more specific, if the respondents even have any interest in the EU and if they keep themselves informed. Naturally in the era of mass media, it is quite hard not to know what is going on, especially if Czech Republic is a part of such a big organization.



Figure 6. *People awareness about the EU*. (self-created)

From the graph above it is obvious and quite surprising that people don't pay attention to the EU topic much, but as we find out later, they are aware of our living standards compared to other member states. Generally this graph shows that 41% actively keep themselves informed about actual ongoing news about the EU, which may be closely related and affect Czech Republic too. However the majority, to be more specific, 59% of respondents, nicely said, doesn't care much about the EU at all.

But it is certain that the EU membership, somehow affect our country and in the next question, respondents were asked to tell their opinion on the Czech being in the EU and if they feel that it is advantage for our country to be in the union. There wasn't really a straight answer, only 17% think that it is an advantage in most or maybe in every way, on the other hand 17% disagree and they do not see any advantage for the Czech Republic being in the EU. The majority of 66% consider our membership more likely as an advantage, however just in certain ways. There are concerns about sovereignty and the European law being above, basically dictating what Czech Republic may or may not produce and plenty of limitations, which in people eyes are not reasonable. The most welcomed changes and advantage is for sure the free movement of persons and free market, basically allowing to travel and work abroad within the EU area.

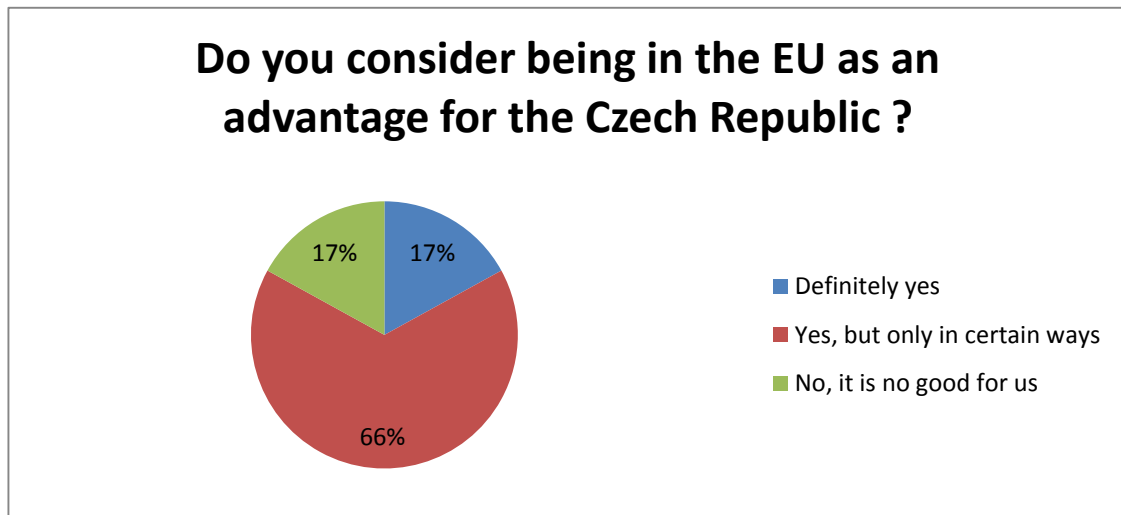


Figure 7. *An opinion on the Czech membership in the EU.* (self-created)

The standard of living

As it is known, soon it will be ten years from our entry in to the EU in 2004 and as was expected ten years ago, that Czech Republic will gain much from the entry, the following table below indicates what has really changed from these respondents point of view. Standard of living was expected to grow year by year and move Czech Republic closer to the western standards, however respondents doesn't seem that this task or desire to live better was fulfilled yet. Quite surprisingly, most of them, 40%, stated that during those past 10 years of our membership, nothing has really changed and the outcome of this is that the Czech Republic hasn't moved forward as was promised. The second most voted answer was quite shockingly opinion that the living standards are even worse now, basically 33%

of respondents don't like the way how it turned out with us in the EU and only 27% think that the living standard has improved. From the macroeconomic data above, we can read that salaries were slowly rising, however compared to other member states, Czech citizens are aware of the fact that we are far behind and therefore this question has quite negative results and I put together both negative answers we get 77% of respondents who either haven't experienced any change in their everyday run or even they are more displeased with the living standards in the Czech Republic.

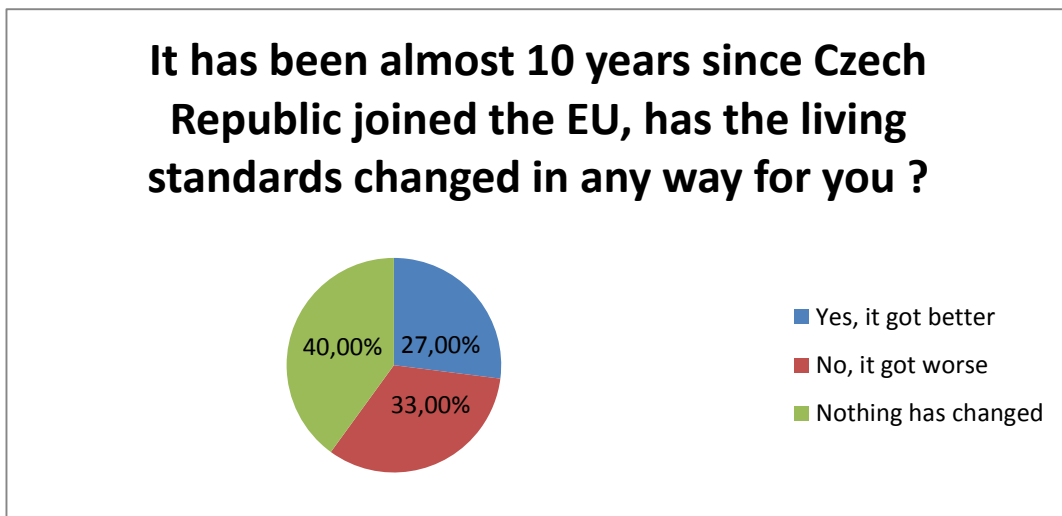


Figure 8. *Change of living standards in eyes of people.* (self-created)

The figure 9 graph is supporting the above statement that Czech citizens don't think much of living standards in this country.

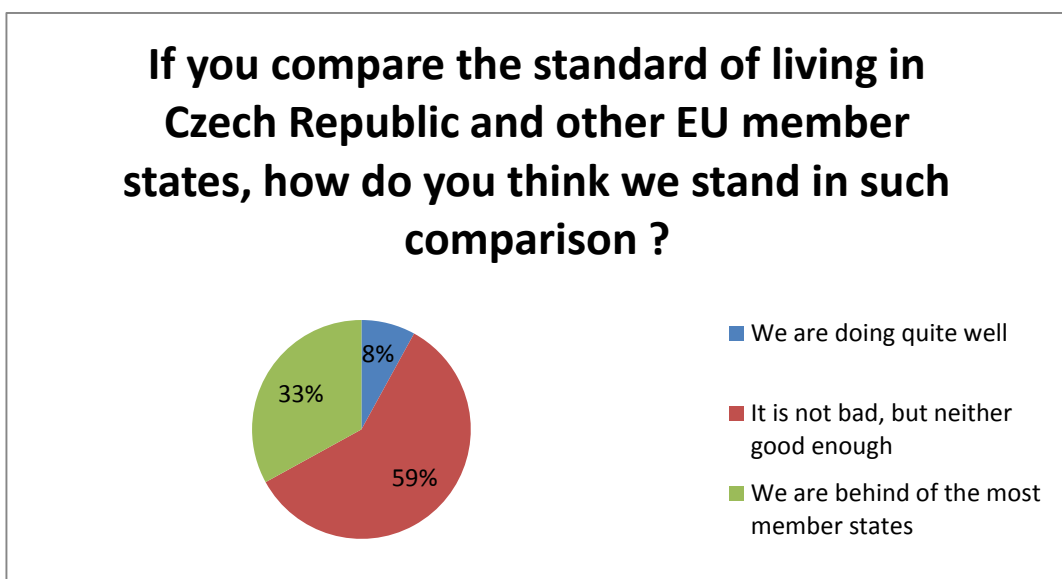


Figure 9. *Standard of living compared with other member states.* (self-created)

When asked to compare the living standards across the EU with the Czech, the result came quite clear, only 8% of respondents think that the Czech Republic, compared to other EU member states, is doing quite well. In other words, we have better living standards than the most of the EU member states. The majority of 59% find our standard of living to not be as good as in the most EU member states, but on the other hand, according to them, it could be worse. Last group of 33% of respondents assume that we are way behind most of the EU member states. Interestingly, most of the respondents (59%) have chosen that there is still a room for improvement, yet they are not convinced that the situation of our living standards is that bad, compared to the others. The following graph presents the data on what these respondents thought about the impact by joining the EU and if they expected economic growth and improving the standard of living.

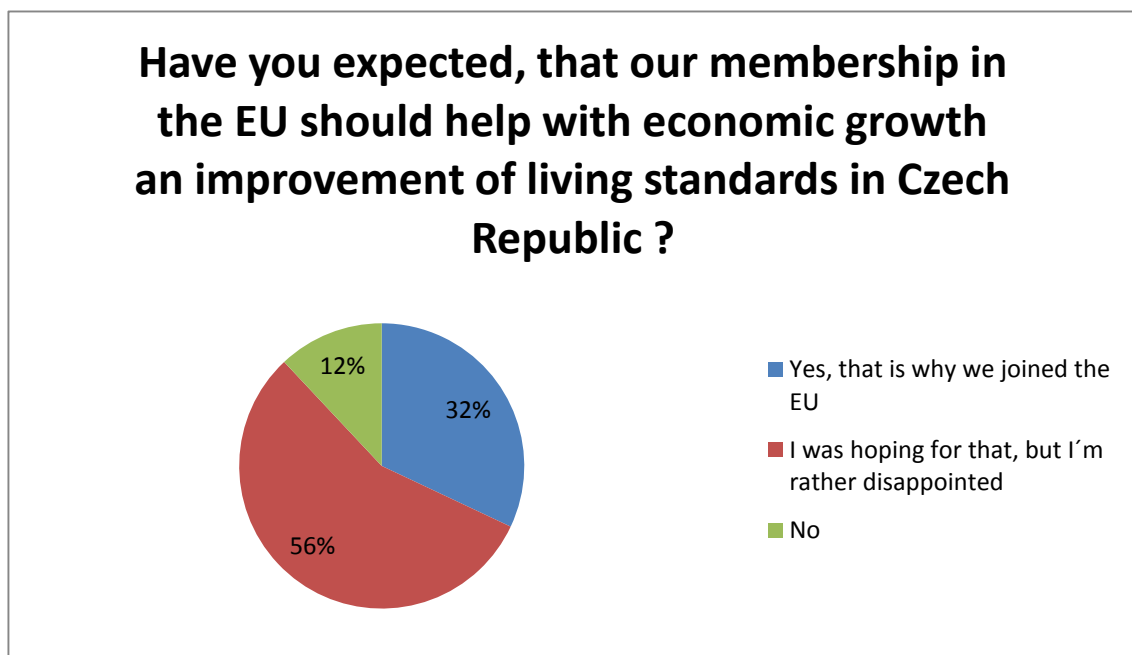


Figure 10. *Expectations from Czech membership in the EU.* (self-created)

Exactly 56% of the respondents answered that they were hoping for the improvement and help gain by the EU, however they are rather disappointed how does look the actual situation nowadays. This figure 10 is closely related with the figure 9 above, quite supporting the fact that most of the respondents are displeased with the situation and they expected much more from the entry. 32% were convinced that our entry will significantly influence the Czech Republic in positive way. On the other hand 12% assumed that the

entry brings nothing good or beneficial for us and they basically did not expect much or maybe nothing at all from the entry.

Financial crisis and euro currency

Generally the last graphs showed above have one thing in common that is quite big pessimism when asked about the standard of living in the Czech Republic and maybe failed expectations in eyes of these respondents. The reason why the Czech Republic hasn't fulfilled the expectations might be in the financial crisis which occurred during 2008 and 2009 the Eurozone crisis, which rapidly slowed and shaken the economy of every member state of the EU. I asked the respondents how severe for the Czech Republic, was this crisis for our economy and possibly if it wasn't one of the major factors which caused the current pessimism on the Czech membership in the EU.

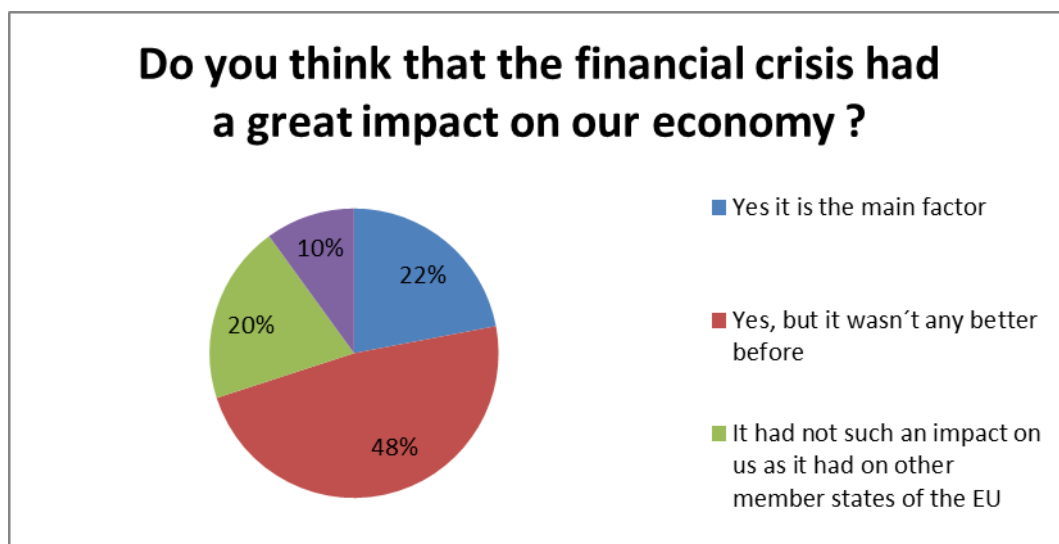


Figure 11. *Impact of the financial crisis on Czech economy.* (self-created)

However, most of these respondents came to conclusion that the Czech Republic wasn't in a good shape, speaking about the economy, even before the crisis occurred, means after 5 years of membership since 2004, they had not found any significant change, which was logically expected from the Czech entry. In simple words, the crisis had an impact on our economy and caused a stagnation, yet according to the 48% of respondents the situation before wasn't any better. 22% assume that the crisis was major factor which influenced our economy in negative way and caused that the Czech Republic couldn't have improved in the way as people wanted and were told. The other 20% response was that the crisis impact wasn't as severe as it was on the other member states, especially those belonged in the

Eurozone sharing the single currency euro. 10% of respondents are not sure what to say about this.

Speaking about euro currency, obviously known fact is that the Czech Republic hasn't accepted the euro currency yet. The next graph is dealing with the responses about whether Czech should or shouldn't use the euro currency instead of our Czech crown.

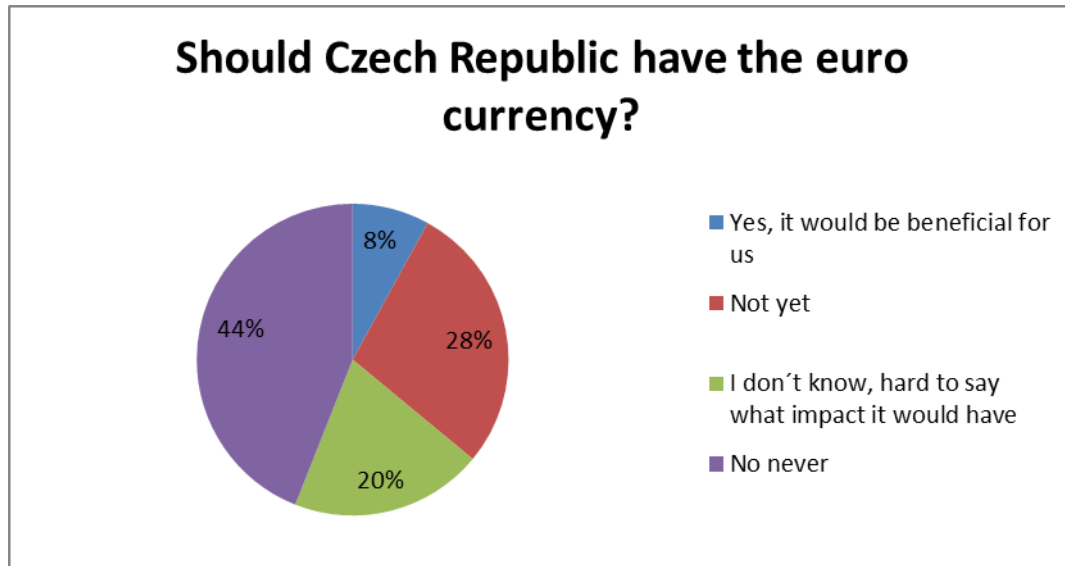


Figure 12. *Euro in the Czech Republic.* (self-created)

As there are many discussions among all spheres whether we should accept euro or on the other hand should not accept it as it would had great impact on everyone. Honestly it is not a secret that most of the Czech population is against to having the euro currency in the future. From the responses it is obvious that most of the respondents don't favour the euro in Czech Republic, to be more specific, 44% made it clear that they don't want euro at all in the future, convinced that it would harm our economy. 28% think the same as the first group, however with slightly different statement. They are convinced that the euro should not be accepted yet, however in near future they wouldn't be mind to have it. Around 20% have a difficulty to determine what impact it would have if we accepted the euro. Discussions about whether we should or not have it been around for quite a time and as it is mentioned in the theoretical part, entering the Monetary Union is one of the goals of the European integration. Truth be told, it is about a time when the Czech Republic will accept the euro and enter the Eurozone, but what it will mean for citizens of Czech Republic that is more likely a speculation.

Job opportunity in other member states of the EU

One of my research questions was to get known what people think of the salaries and overall standard living in our country, moreover if they would like to work abroad across the EU member states rather than in the Czech Republic. Few following graphs will show responses, the interesting part is that most of the respondents were young people, therefore the result might be more relevant, since it can indicate how many of them is willing to work in the Czech Republic or in the other EU member states.

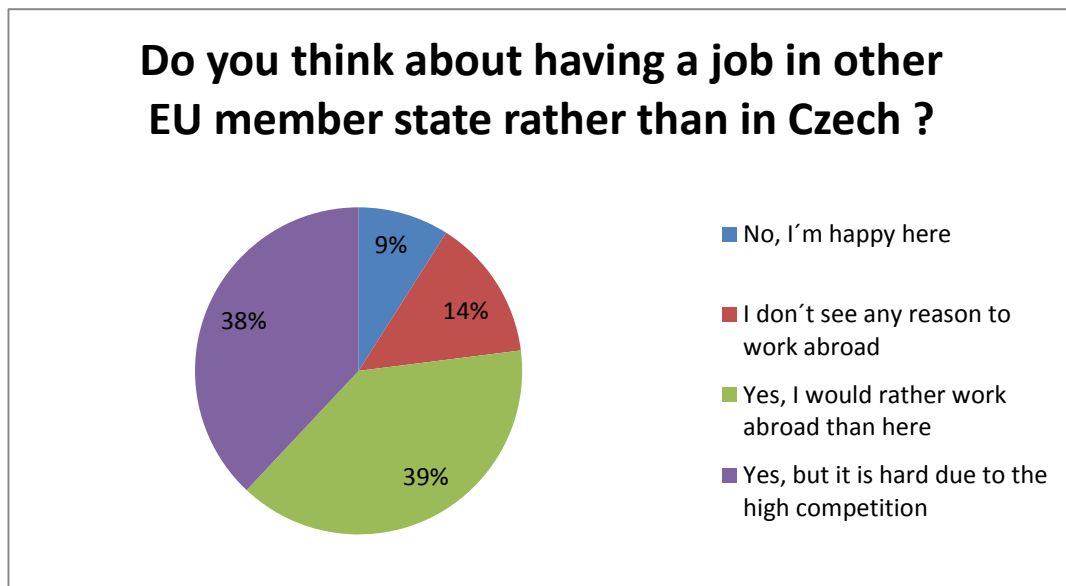


Figure 13. *Job opportunities in Czech and EU.* (self-created)

From the graph, it is not maybe even surprising and it quite supports my hypothesis that the abroad job opportunity is more desirable than work here in Czech Republic. Most of the respondents are in favour to work abroad, in numbers 77% would rather want to work in other EU member state, with slight difference 38% are afraid of the competition which can occur since there is more people willing to have decent positions on less free job places. Only 9% respondent that they are happy to have job here and basically they are satisfied, other 14% don't see any reason to work abroad either. If we summarize it, almost 80% are willing to work abroad for maybe few reasons but the most significant I have chosen is identified in the next graph below. The most motivating thing might be the salary and working conditions over all. My next graph is dealing with opinions on salaries comparison between Czech and the other member states. As was showed in macroeconomic tables, our minimal wages are nothing, considering the other minimal wages of other EU member

states and unfortunately same goes with average wages/salaries, this graph does indicates what respondents think about salaries/wages.

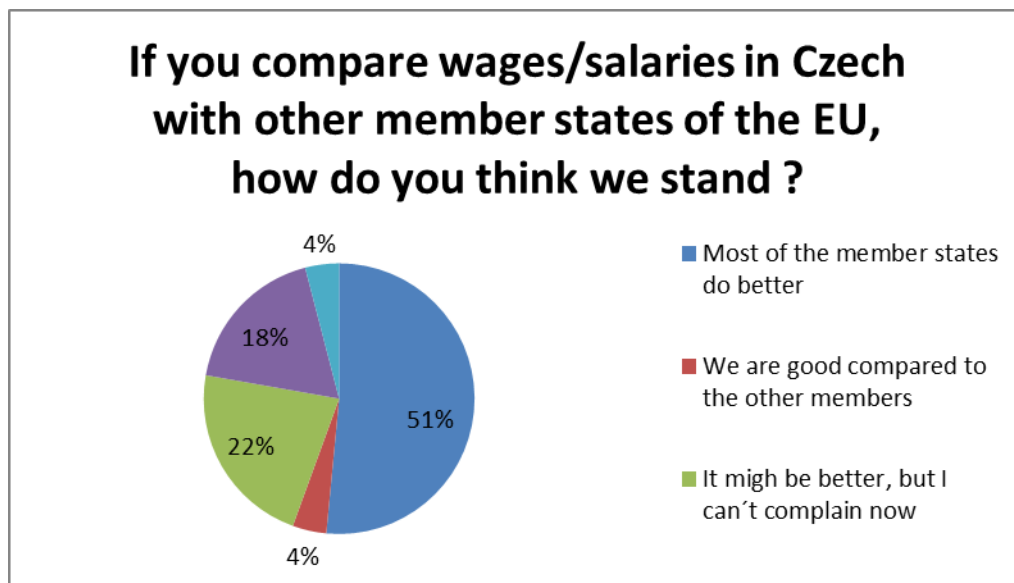


Figure 14. *Salary/Wage comparison between CZ and EU.* (self-created)

If the graph before which was indicating who would like to work abroad in the EU showed that most of respondents would take the opportunity and work abroad, this graph above is about comparison and the results supports the willingness of people to work abroad, since as we can see, over 50% people responded that most of the EU member states have better salary possibilities which is for most of the population most motivating thing, having a good salary. 18% responded that the conditions in the Czech Republic are very disturbing and they would definitely work abroad. 22% don't have a problem with current situation, however even they would not like to refuse the possibility of having better salary. 4% most probably don't care much or they don't know in way, that they are not familiar with salaries and wages in other EU member states. Another 4% are convinced that the Czech Republic is doing good compared to the other members. From the macroeconomic data view, there are countries behind us with even lower salaries, but most of them are unfortunately ahead of us. Both graphs, concerning the comparison of salaries and responses about whether to work in Czech Republic or abroad, have shown that Czech citizen rather prefer job abroad across the EU, and furthermore most of the respondents see the salaries abroad as more attractive than here which supports the fact that people and especially young people are more eager to work for better money abroad than here in the Czech Republic.

Absorption of the EU funds

One of the most discussed topic in our country are European funds absorbed by all EU members, however the effectiveness may differ. The following two graphs aims on the respondents opinion whether absorption of EU funds is whether it is or not effective and the second graph answers if respondents know any project funded by the European funds in their area.

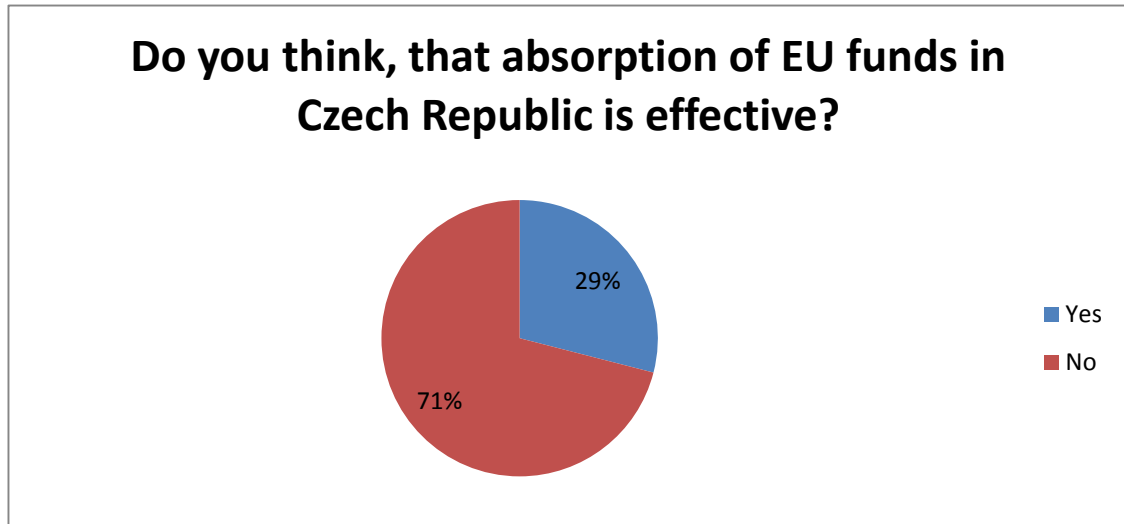


Figure 15. *Absorption of EU funds.* (self-created)

Most of the respondents find the absorption as ineffective, in numbers it is more than 70% and only 29% agree that Czech absorption of funds is effective. The Czech Republic is using the funds for numerous projects. Also when asked if the respondents know any projects funded from EU funds, most of them confirmed that in their close area they know many of them. Only 15% responded that they are not familiar with any projects in their close area. The European funds provides a financial support for regions in the specific countries for further development, however, speaking of the Czech Republic, in eyes of public, there is a room for corruption and tendency to misusing the financial injections. Nowadays, basically every new project in the specific region is also funded from the EU money, which wouldn't be possible if the Czech Republic lost the opportunity to absorb the funds.

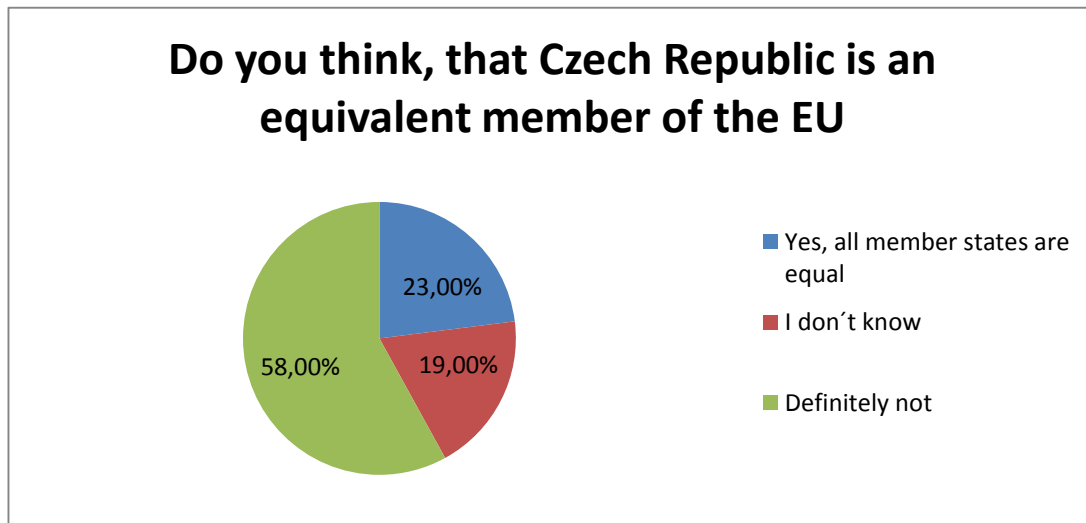


Figure 16. *Opinion on equality between EU members.* (self-created)

It is not a secret that the motor of the EU are especially France and Germany, so naturally there might be a question, if other member states with less significant share on EU economy and participation are equally measured and can promote their national interests. From respondent point of view, most of them don't see Czech Republic being equivalent member, mostly because lots of enforcements from the EU side. In numbers it is 58% who think that our country is overlooked and it is not really equally measured with other member states. 23% believe that the equality is one of the most important pillars within the EU structures and therefore it is vital that all member states are measured equally with one shared goal. I think this negatively looked result is caused by lots of banned products and limitations which were enforced according to the EU regulations or lost cases with other member states. These regulations are however compulsory for every member state and therefore there is lack of information about this fact and public is getting feeling that we are more likely ignored and forced to follow rules of EU.

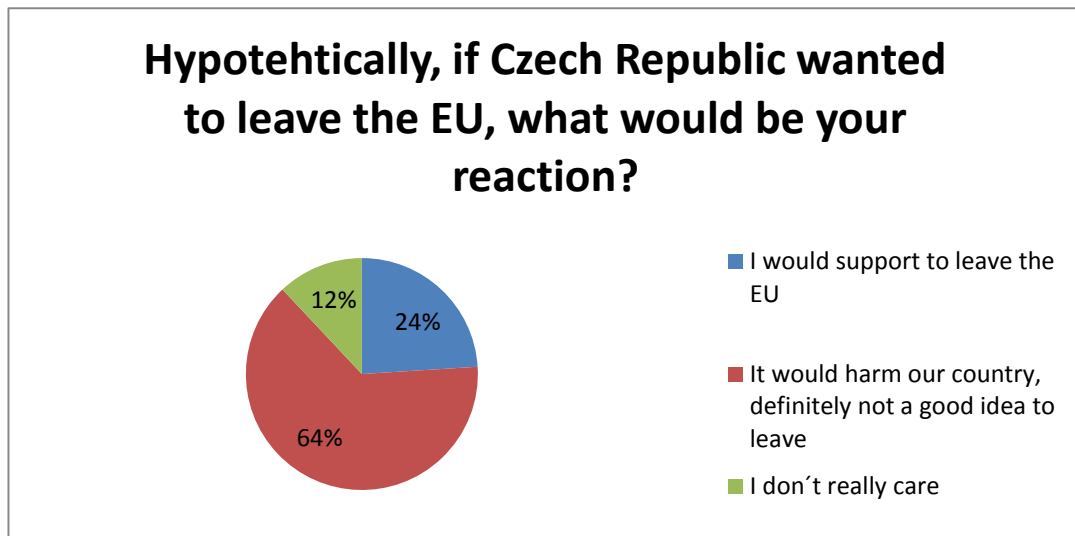
General questions about Czech and the EU

Figure 17. *Reaction towards possible leaving from EU. (self-created)*

This is just a hypothetical, however I have decided to include it, since it quite reflects the importance of the EU. Above we could see graphs which dealt with standard of living in Czech and comparison with other EU member states, from these graphs we could have read that respondents weren't much optimistic about the EU or the conditions in the Czech Republic. However from the graph above, it is quite convincing that most of the respondents would be strongly against any thoughts of leaving the EU. As much as they answered above, that the EU hasn't improved our living standards as much as was previously expected, the result of this graph indicates that 64% of respondents are convinced that leaving the EU would make our situation worse, on the other hand 24% claims that they would support the idea from leaving the EU. The euro scepticism is quite wildly spread among the citizens in the Czech Republic and it doesn't matter that Czech former president was euro sceptic himself. However leaving the EU would harm our economy and overall pretty much everything we think now as natural such as free movement, capital, market and seeking for a job in other EU member state would be much of difficulty. Generally at this stage of integration and procession EU became significant and especially in this era, definitely the further cooperation for relatively small country as Czech Republic is, it should be vital to be in the Union, even if the expectations has not been fulfilled as was seen in the responses.

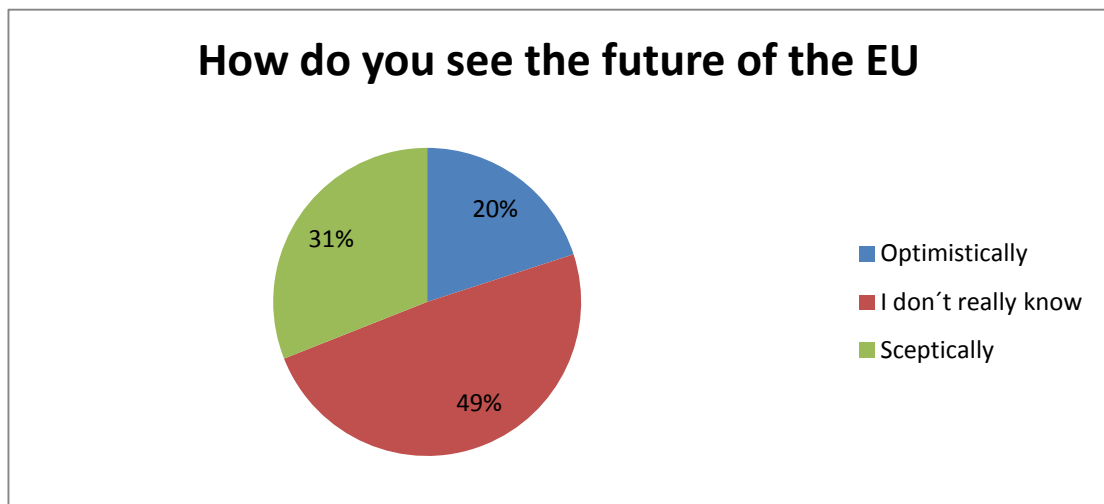


Figure 18. *Future of the European Union.* (self-created)

In the last graph of the whole questionnaire, concerning the unknown and discussed topic about the future of EU and which way it will lead. 49% of respondents don't really know what the future of EU and our membership will be like as it is very uncertain in those times. Honestly there is not much of surprise that there are more sceptical respondents than those who have more optimistic view about the EU. Only 20% sees the future in brighter way than the other 31% who doesn't seem to be convinced yet. Surely the European Integration will continue and as it is known new possible members are under consideration, which the most controversial topic is around Turkey in the EU.

10 SUMMARY OF THE PRACTICAL PART AND ANSWERS TO THE RESEARCH QUESTIONS

In the beginning of my practical part, I have said that I will try to answer some of my research questions from the questionnaire, but firstly I have to leave few words about the first section which should help me as a supportive data to my hypothesis. As you could see from the macroeconomic data from all four indicators the financial and euro zone crisis had a great impact on each and every member state in the EU and most likely caused the current quite bad situation and pessimism towards the EU in times of stagnation, however from the Czech point of view, we could have seen an improvement ever since the country joined the EU in 2004, speaking of every indicator I have involved and concerns only the Czech Republic, only exception are years when the crisis have occurred, otherwise the results are not bad. However, compared to the other member states, especially in minimal wages and salaries, we are far behind, even though we have shown slight improvements past few years. Surprisingly the unemployment rate in our country is relatively fine, compared to the other countries which struggle with the fact of high unemployment. We can only speculate what could had been if the crisis did not occurred, most probably the economic growth would have been rapid and overall numbers would indicate better results. However from the questionnaire it is clear that most of the respondents don't see the situation before crisis any better in our country. Speaking of the answers to my research questions, the first question was: *“Do or not Czech citizens overall prefer to live and work abroad in other member state of the EU?”* and the answer is, not really surprisingly, yes. Most of the respondents were affirmative towards the idea to work abroad rather than here, as we have hoped that EU would bring more opportunities into our country and level up our living standards, it doesn't apply on the Czech, most likely because this problem is internal and it is a process of many years. The will of Czech citizen to work in other EU member states might be understandable, if we compare the salaries and possibilities provided in other member states. The living standard and work opportunity abroad is a catchy idea for the respondents

The second research question involved the satisfaction of respondents with Czech being in the EU and how what we gained from it: *“Are they satisfied with the standard of living or any improvement in the Czech Republic during our membership and generally with the EU?”* It is more of question, whether the people are pessimistic about the EU itself or just

the situation in this country, however most of the respondents claim that EU is vital for us and they would not like to leave the EU at any cost, on the other hand they don't think that the EU membership has gained us any improvement in any ways and more likely some claims that the situation is same or even worse than it was before, yet it is better to be under the EU than stand alone as most of the people claim. As most of the respondents hoped for better future in their country, they have responded in negative way and don't see much of advantages but only in certain way. As the macroeconomic data has shown an improvement, there is still no satisfaction, especially when it is known that most of the other member states are doing better.

The last answer for question: *“Did really EU membership fulfil expectations?”* If I look generally on the research, the results come neutral, yes the macroeconomic data indicates improvements ever since the joining, severely influenced by the crisis, however the expectations were high and most of the respondents are quite negative concerning the outcome and actual situation. 10 years might be enough time to relevantly provide some data and create an opinion and if most of the respondents don't see much of an improvement, then there is something wrong. For most of the respondents the past 10 years membership in the EU is disappointing, however it has also give us some new possibilities and privileges in certain way and respondents do feel some advantages of the membership.

In last word of this passage, I would like to end the practical part with saying, that Czech Republic made a progress towards and is competitive country, however compared to the most of the EU member states we are behind. The point is that if people are not happy with the current situation in the Czech Republic, what EU can do, I believe there is not much to do concerning the living standards in this country from the EU side and firstly the Czech Republic must deal with it itself. Basically people want more than the current situation in this country can offer.

CONCLUSION

My thesis focused on the Czech Republic being in the European Union for the past 10 years. In the theoretical part I have included the integration history of the EU, process of Monetary and Economic Union and background of the Czech Republic entry and post-entry events, to give overall information. In the practical part I was working with macroeconomic data and questionnaire which should have helped me to determine research questions.

The goal of my thesis was to indicate the position of the Czech Republic in the EU, the standard of living compared to the other member states and how far have the Czech made it, during the period of its being in the EU, most importantly what have changed in eyes of people and how they are satisfied with the current EU and living/working in the Czech Republic compared to the other EU member states. And I believe I have found the answers I wanted in the practical part, with crucial help from respondents for my questionnaire and furthermore the macroeconomic data.

I believe I have found the answers and therefore I could have come with some conclusion. All three questions were answered most likely in negative way or should I be more specific, not in favour of the Czech Republic or the EU. The first question was: *“Do or not Czech citizens overall prefer to live and work abroad in other member state of the EU?”* and as was stated above, most of the Czech respondents would rather work in other EU member states. Second question was: *“Are they satisfied with the standard of living or any improvement in the Czech Republic during our membership and generally with the EU?”* Again most likely negative response indicated more of dissatisfaction and the last question was: *“Did really EU membership fulfil expectations?”* In this question, the answer was again more negatively aimed.

In the last part of my thesis I have evaluated and answered my research questions as accurately as possible and in my opinion I have fulfilled my goal.

BIBLIOGRAPHY

Books:

- Bache, Ian, and Stephen George. 2006. *Politics in the European Union*. 2nd ed. Oxford: Oxford University Press.
- Cihelková, Eva, and Jaroslav Jakš. 2004. *Evropská integrace - Evropská unie*. Vyd. 1. Praha: Oeconomica.
- Dinan, Desmond. 2010. *Ever closer union: an introduction to European integration*. 4th ed. Basingstoke: Palgrave Macmillan.
- Dostál, Petr. 2010. *Multi-speed European Union: differentiated integration and spatial development in public opinion*. 1st ed. Prague: Czech Geographic Society.
- Fajmon, Hynek. 2004. *Cesta České republiky do Evropské unie*. 1. vyd. Brno: Centrum pro studium demokracie a kultury.
- Had, Miloslav, Stanislav Stach, and Luděk Urban. 2006. *Česká republika v Evropské unii: členství, přínosy, výzvy*. Praha: Linde.
- Klvačová, Eva. 2008. *České národní zájmy v procesu evropské integrace*. Vyd. 1. Praha: Professional Publishing.
- Malý, Jiří. 2011. *Globalizace, integrace a české národní zájmy*. 1. vyd. Praha: Professional Publishing.
- Marek, Dan, and Michael J Baun. 2010. *Česká republika a Evropská unie*. Vyd. 1. Brno: Barrister & Principal.
- Peltrám, Antonín. 2009. *Evropská integrace a Česká republika*. 1. vyd. Praha: Grada.
- Sychra, Zdeněk. *Jednotná evropská měna: realizace hospodářské a měnové unie v EU*. 1. vyd. Brno: Masarykova univerzita, Mezinárodní politologický ústav, 2009.

Websites:

GDP prediction. Czech National Bank.

http://www.cnb.cz/cs/menova_politika/prognoza/ (accessed April 15, 2014).

Google.cz. Dotazník.

<https://www.google.cz/> (accessed April 26, 2014).

European history.

<http://europeanhistory.about.com/od/governmentandlaw/a/europeanunionhist.htm>
(accessed April 5, 2014).

Eurostat.eu. GDP growth.

<http://epp.eurostat.ec.europa.eu/tgm/table.do?tab=table&init=1&plugin=1&language=en&pcode=tec00115> (accessed April 20, 2014).

Eurostat.eu. GDP per capita.

<http://epp.eurostat.ec.europa.eu/tgm/table.do?tab=table&init=1&plugin=1&language=en&pcode=tec00114> (accessed April 20, 2014).

Eurostat.eu. History of the European integration.

http://europa.eu/about-eu/eu-history/index_en.htm (accessed April 5, 2014).

Eurostat.eu. Inflation.

<http://epp.eurostat.ec.europa.eu/tgm/table.do?tab=table&language=en&pcode=tec00118&tableSelection=1&footnotes=yes&labeling=labels&plugin=1> (accessed April 16, 2014).

Eurostat.eu. Unemployment.

<http://epp.eurostat.ec.europa.eu/tgm/table.do?tab=table&language=en&pcode=teilm020&tableSelection=1&plugin=1> (accessed April 13, 2014).

Holanová, Tereza. 2014. *Minimální mzda porovnání států.*

<http://zpravy.aktualne.cz/ekonomika/minimalni-mzda-porovnani-statu-eu/r~c16a85fabddf11e3b6f8002590604f2e> (accessed April 10, 2014).

Kurzy.cz. HDP.

<http://www.kurzy.cz/makroekonomika/hdp/> (accessed April 20, 2014).

Kurzy.cz. Inflace.

<http://www.kurzy.cz/makroekonomika/inflace/> (accessed April 20, 2014).

Kurzy.cz. Mzdy.

<http://www.kurzy.cz/makroekonomika/mzdy/> (accessed April 20, 2014).

Kurzy.cz. Nezaměstnanost.

<http://www.kurzy.cz/makroekonomika/nezamestnanost/> (accessed April 20, 2014).

Penize.cz. Nezaměstnanost v ČR.

<http://www.penize.cz/nezamestnanost> (accessed April 15, 2014).

Penize.cz. Průměrná mzda v ČR.

<http://www.penize.cz/mzdy> (accessed April 20, 2014).

Survio.cz. Quantitative method.

http://blog.survio.cz/serialy/kvantitativni-vyzkum-1-uvod#.U2D7k4F_vHk (accessed April 26, 2014).

LIST OF FIGURES

Figure 1. GDP growth in the Czech Republic since 2002 (Eurostat.eu)	28
Figure 2. Unemployment rate in Czech Republic (Eurostat and Penize.cz).....	31
Figure 3. Inflation rate in the Czech Republic (Eurostat.eu)	33
Figure 4. Salary (Gross income) growth in the Czech Republic (Penize.cz).....	35
Figure 5. Gender (self-created)	38
Figure 6. People awareness about the EU (self-created).....	38
Figure 7. An opinion on the Czech membership in the EU (self-created).....	39
Figure 8. Change of living standards in eyes of people (self-created).....	40
Figure 9. Standard of living compared with other member states (self-created)	40
Figure 10. Expectations from Czech membership in the EU (self-created)	41
Figure 11. Impact of the financial crisis on Czech economy (self-created).....	42
Figure 12. Euro in the Czech Republic (self-created).....	43
Figure 13. Job opportunities in Czech and EU (self-created).....	44
Figure 14. Salary/Wage comparison between CZ and EU (self-created)	45
Figure 15. Absorption of EU funds (self-created)	46
Figure 16. Opinion on equality between EU members (self-created).....	47
Figure 17. Reaction towards possible leaving from EU. (self-created)	48
Figure 18. Future of the European Union. (self-created).....	49

LIST OF TABLES

Table 1. GDP growth in the member states of the EU (Eurostat.eu).....	29
Table 2. Unemployment rate in the EU (Eurostat.eu).....	32
Table 3. Inflation rate in the EU (Eurostat.eu).....	34
Table 4. Minimal salary in the EU (Eurostat.eu)	36

APPENDICES

A I Questionnaire

Evropská unie z pohledu České republiky

Dobrý den,

obracím se na Vás s prosbou o vyplnění dotazníku, který se zabývá postavením a veřejným míněním ČR v EU.

Dotazník je součástí mé bakalářské práce, Evropská unie z pohledu České republiky. Dotazník je zcela anonymní

Děkuji za Váš čas

David Hanko

1. Zajímáte se o dění kolem EU a zapojení ČR?

Označte jen jednu elipsu.

- Ano sleduji dění kolem
- Ne moc to nesleduji

2. Od vstupu ČR do EU za chvíli uběhne 10 let, změnila se pro Vás životní úroveň po čas našeho členství?

Označte jen jednu elipsu.

- Spíše k lepšímu
- Spíše k horšímu
- Všechno je stejné, jak to bylo při vstup země do EU

3. Myslíte si, že ČR je rovnocenným členem EU?

Označte jen jednu elipsu.

- Ano, jako každý člen EU
- Nevím, nikdy jsem o tom nepřemýšlel/la, je mi to jedno.
- Určitě ne

4. Považujete členství v EU za přínos pro naši zemi?

Označte jen jednu elipsu.

- Ano určitě
- Ano, ale jen v některých oblastech
- Ne, nic to nepřineslo

5. Když porovnáte ostatní členské země EU s ČR, z hlediska životní úrovně, jak si mezi nimi ČR stojí podle Vás?

Označte jen jednu elipsu.

- Myslím, že jsme na tom velice dobře
- Není to ani dobré ani špatné
- Zaostáváme za většinou zemí

6. **Očekávali jste, že vstupem do EU se naše země zvedne hospodářsky a projeví se to na životní úrovni občanů ČR?**

Označte jen jednu elipsu.

- Ano, určitě, proto jsme tam přece vstoupili
- Doufal/la jsem v to, ale spíše jsem zklamán/á jak to dopadlo
- Ne

7. **Myslíte si, že ekonomická krize radikálně ovlivnila ČR a jeho hospodářský růst?**

Označte jen jednu elipsu.

- Ano je to hlavní důvod
- Ano, ale předtím to nebylo o nic lepší
- Ne tak razantně jako ostatní členské státy EU
- Nepocítil/la jsem to

8. **Měla by podle Vás ČR přijat Euro jako měnu?**

Označte jen jednu elipsu.

- Ano, prospělo by nám to
- Spíše ještě ne
- Nevím, nedokážu říci, jaký dopad by to pro nás mělo
- Nikdy

9. **V rámci ČR, považujete čerpání fondů z EU za efektivní?**

Označte jen jednu elipsu.

- Ano
- Ne

10. **Znáte ve vašem okolí projekt, který byl financován z evropských fondů?**

Označte jen jednu elipsu.

- Ano mnoho
- Pomálu
- Vůbec ne
- Nevím

11. **Jaký máte názor na mzdy v jiných členských státech EU v porovnání s ČR?**

Označte jen jednu elipsu.

- Většina států je na tom lépe
- Jsme na tom dobře v porovnání s ostatními členskými státy
- Mohlo by to být lepší, ale nestěžuju si
- Jsme na tom bídě
- Nevím, nemám o tom žádné informace

12. Láká Vás představa zaměstnání v zahraničí v rámci EU?*Označte jen jednu elipsu.*

- Ne, jsem tady spokojený/á
- Nevidím žádný důvod jít pracovat do ciziny
- Ano, pracoval/la bych radši v cizině než v ČR
- Ano, ale je to složité, konkurence je veliká

13. Jak vidíte budoucnost samotné EU?*Označte jen jednu elipsu.*

- Jsem optimista
- Nedokážu říct
- Jsem skeptik

14. Čistě hypoteticky, kdybychom chtěli vystoupit z EU, jaká by byla vaše reakce?*Označte jen jednu elipsu.*

- Podporoval/a bych vystoupení z EU
- V žádném případě, naši zemi by to ještě víc uškodilo
- Je mi to jedno, o EU se vůbec nezajímám

15. Pohlaví*Označte jen jednu elipsu.*

- Muž
- Žena

16. Věk*Označte jen jednu elipsu.*

- Méně než 18
- 18-30
- 31-40
- 41-50
- 51 a více

17. Nejvyšší dosažené vzdělání*Označte jen jednu elipsu.*

- Základní
- Středoškolské bez maturity
- Středoškolské s maturitou
- Vyšší odborné
- Vysokoškolské bakalářské
- Vysokoškolské magisterské
- Vyšší vysokoškolská kvalifikace

